

Shaping the Torquay Foreshore

ENGAGEMENT REPORT

Engagement and
Evaluation Report
November 2025

HAVE YOUR SAY

Fraser Coast
REGIONAL COUNCIL

Council recently invited the community to provide their feedback on the future of the Torquay Foreshore. The community provided feedback on three options for the site currently occupied by the Torquay Caravan Park.

Remit: *What is important to the future use and management of the Torquay Foreshore? – (Council wants to understand what the community values most about this space, how it is used now, and what it could become in the future.)*

eDOCS Reference:	#5308695	Version:	1
Document Prepared By:	Senior Community Development & Engagement Coordinator Community Engagement Officer		
Department:	Community Development and Engagement		
Directorate:	Strategy, Community and Development		

Contents

Overview 5
Background 5
Engagement Overview 7
Methodology 7
Communication Channels 7
Social Media Data Highlights (Facebook, Instagram and LinkedIn) 7
Facebook & Instagram posts: 7
LinkedIn post-performance (reaching business people): 8
E-News Results 8
Engagement Activities 8
Survey 8
Community Pop Up Sessions 8
Submissions 9
Other Feedback 9
Engagement Participation 9
Submissions 9
Who participated 9
Submission Feedback 9
Survey 12
Engagement Findings 12
All Responses 12
Responses by Age Group 29
All Responses by Those who Identified as Butchulla 50
Responses by Those Identifying as Having a Business in Torquay 76
Fraser Coast Region Compared to Out of Region Responses, by Age Group – Final Question CR1 99
Torquay Resident Responses to Final Question by Age Group CR2 100
Hervey Bay Responses to Final Question by Age Group CR3 101
Responses to the Final Question by Respondents who selected 'I Stay at the Caravan Park' Comparing Fraser Coast Region to Out of Region Responses CR4 102
Final Question, filtered by Responses to Question on Use of the Torquay Foreshore CR5 103
What do you value most about the Torquay foreshore today? By Fraser Coast vers Hervey Bay CR6 104
All Responses Fraser Coast Region Compared to Out of Region Responses CR7 105
Final Question Filtered by Respondents Who Provided an Email Address[CR8] 131
Open Comment Themes 132
Future Steps 136
Engagement Evaluation Overview 136
Appendices 137

Engagement Hub Project Page 137
Survey 139
Information Sheets 147
Concept Designs and Plans 156
Poster / Corflute 160
Post Card 161
Social Media 162
Media Release 164

Overview

Fraser Coast Regional Council undertook community engagement from **13 October to 10 November 2025** to inform the long-term future of the Torquay foreshore site currently occupied by the **Torquay Beachfront Tourist Park**. The engagement sought feedback on **three options**: (1) retain and upgrade the existing caravan park, (2) convert the site to **open space parkland**, or (3) create a **premium playground and recreation hub**.

Engagement opportunities were delivered via Council's **Engagement Hub** (information and online survey) and supported by **in-person community pop-ups**, enabling residents and visitors to review background materials and provide feedback.

Participants were provided with concept layouts and explanatory info sheets, including **concept designs and plans** (for the three options). This ensured the community had a variety of information to assist them in providing their feedback.

The engagement aimed to understand community values and preferences for each option, alongside operational, financial and place-making considerations.

Council will consider the communities feedback as part of their decision making on the future of the Torquay foreshore site.

Background

Council operates the Torquay Beachfront Tourist Park located at 433 Esplanade, Torquay QLD 4655, property & land number 101550, Lot plan 109MCH4290 division 10 of the Fraser Coast Regional Council.

The development of the masterplans for Council's tourist parks were undertaken in response to the Hervey Bay Esplanade Community Engagement Project.

The project's agreed remit was: *"The Hervey Bay Esplanade is a key community, environmental and economic asset for the Fraser Coast Region. What is your vision for the Esplanade and how do we balance the differing needs now and for the next 20 years."*

A Community Panel was recruited using a random selection process by the consultants that provided an opportunity for members of the public from across the Fraser Coast to deliberate, discuss and arrive at a consensus point of view resulting in the Panel's Final Report.

The Panel's Final Report[1] was provided to the Chief Executive Officer on **23 June 2019**. The Report was then presented to Council's July Ordinary Council Meeting.

Following tabling of the Panel's Final Report, Council considered the recommendations of the Report and prepared an Organisational Response. Of relevance were the following recommendations:

- caravan parks to be retained in current locations
- caravan parks to be modernised (referring to Pialba, Scarness and Torquay caravan parks)

Examples – to have modern amenities that reflect the specific precinct vision, include play activities for young children and security.

Council's organisational response supported the recommendations and committed to include the matters for consideration within the Hervey Bay Esplanade Masterplan[2].

---

[1] Hervey Bay Esplanade Community Panel Final Report (eDocs #3886043)
2 FCRC Organisational Response – Hervey Bay Esplanade Community Panel Report (eDocs #3886043)

Council resolved to endorse the organisational response subject to consideration of the detailed proposals as part of the Hervey Bay Esplanade Masterplan process to commence the development of the Masterplan based upon the Panel's Report and Council's Organisational response[3].

Council at its ordinary meeting on **27 April 2022** considered the refurbishment of the Pialba and Torquay Caravan Parks. At that time, following significant consultation, Council considered the finalised masterplans for all of Council's beachfront tourist parks that had been developed by Council's consultants[4]. Council resolved to adopt and approve the implementation of the masterplan designs subject to some minor changes/considerations and in accordance with funding allocated within the 10-year capital works program[5].

A draft Hervey Bay Esplanade Masterplan (Issue G) was developed and on **26 October 2022** Council resolved to note the Masterplan as a guiding document for future detailed design projects across the Hervey Bay Esplanade[6]. The draft masterplan included Council's beachfront tourist parks in their current locations.

Council at is ordinary meeting on **16 October 2024**, Council resolved to:

- Temporarily suspend any further work on the redevelopment of Pialba and Torquay Caravan Parks.
- Refer the proposed redevelopment of the Torquay Caravan Park to the Chief Executive Officer, to undertake further engagement with Councillors to develop alternate use options for public consultation.
- Refer the proposed redevelopment of the Pialba Caravan Park to the Chief Executive Officer, to undertake further engagement with Councillors to identify alternative lower cost redevelopment options, for the consideration of Council.

Council at is ordinary meeting on **26 February 2025**, Council resolved to:

1. Resume the redevelopment of the Pialba Caravan Park utilising the current park design.
2. Endorse the development of concept layout plans for the Torquay Caravan Park, based on the two options outlined in this report with the following amendments to the Proposal;
    - change the words "Key elements for layout plan development" to Minutes of the FCRC Ordinary Meeting No. 2/25 held on Wednesday 26 February, 2025 Page 10 "options for consideration".
    - change Option A to "Open Space" and, delete the word "natural" from Option A goal.
    - change the words "design scope to only encompass the current Torquay Caravan Park land Boundary" to "design scope to focus on current Torquay Caravan Park land, and also consider connectivity to the Sea Scouts Hall and Sailing Club on either side of the land", in both Option A & B.
3. Authorise the Chief Executive Officer to further engage with Councillors to develop a community consultation program at the Consult level as per the IAP2 public participation Spectrum.
4. Undertake community consultation to seek community feedback on the identified options for the Torquay Caravan Park.
5. Be provided with a further report with the outcomes of the community consultation.

---

3 Ordinary Meeting 23 October 2019 – Ord 10.3.1

[4] SGL Community Consultation Report Pialba and Torquay Caravan Parks with Masterplans (eDocs #4514862)

[5] Ordinary Meeting 27 April 2022 – Ord 11.2.1

6 Ordinary Meeting 26 October 2022 - Ord 11.3.

Engagement Overview

Following the Council resolution of 26 February 2025 Councils community Development and Engagement Team developed a Community Engagement process in consultation with Councils Executive Leadership Team and Councillors to seek the views of the community in determining the long-term future of the Torquay Foreshore.

The engagement process sought feedback on three options for the space:

- Upgrade the existing caravan park
- Turn the site into a new open space
- Build a premium playground and recreation area

The engagement process was undertaken from 13 October to 10 November 2025 and consisted of in person and online engagement methods to ensure accessibility across our regions demographic and provide a balanced approach to meet the needs of those wishing to participate in the engagement project.

The engagement process was accompanied by a diverse communications campaign to bring awareness to the engagement process and directing people to the avenues for participation. The communications campaign consisted of print and online collateral, and utilised Council led signage, eNews and social media channels.

Methodology

Communication Channels

Council utilised a diverse range of communication channels to promote the engagement process, inviting stakeholders to have their say and communicate with the community in relation to the project.

Social Media Data Highlights (Facebook, Instagram and LinkedIn)

Total reach: 53,967
Total views (number of times the content was seen): 119,125
Total link clicks: 1,559
Total engagements: 832
Total shares: 157

Facebook & Instagram posts:



Title		Date published	Likes and reactions	Comments	Shares	Views	Reach	Interactions	Saves	Link clicks
The future of the Torquay foreshore is up for discussio... Multi media · Fraser Coast Regional Council	Boost	13 October 08:44	181	0	151	109.7K	48.8K	346	14	1.5K
The future of the Torquay foreshore is up for discussio... Carousel · frasercoastregionalcouncil	Boost	13 October 08:44	20	1	2	1.4K	457	23	0	--
Have you had your say yet on the Future of the Tor... Photo · Fraser Coast Regional Council	Boost	22 October 13:11	14	0	0	3.1K	2K	15	1	33
Have you had your say yet on the Future of the Tor... Photo · frasercoastregionalcouncil	Boost	22 October 13:11	4	0	0	365	152	4	0	--
What should the future of Torquay Foreshore look like?... Photo · Fraser Coast Regional Council	Boost	30 October 08:30	17	0	2	3K	1.8K	19	0	26
What should the future of Torquay Foreshore look like?... Photo · frasercoastregionalcouncil	Boost	30 October 08:30	7	0	0	342	139	7	0	--

LinkedIn post-performance (reaching business people):



E-News Results

Total clicks: 576 clicks
15 October – banner: 346 clicks
22 October – community: 89 clicks
29 October – 76 clicks
5 November – 65 clicks

Engagement Activities

Survey

4385 completed surveys were received through the engagement period. The surveys were conducted through Survey Monkey from 13 October – 10 November 2025. The survey was designed to understand community values and use of the site, feedback on the three concepts and finally the preferred choice of the options.

Survey respondents were asked about:

- their connection to and use of the Torquay foreshore and caravan park
- what they value most about the area
- their views on each of the three concepts (refurbish the caravan park; create a new open space; develop a premium playground and recreation hub)
- desired features and any concerns/ feedback for each concept
- their **preferred option** for the site

Demographic questions (e.g., age group and locality, with optional cultural identifiers) were included to understand participation across different groups and potential impacts.

The online survey was available online via Council's engagement platform and a **hard copy** from Customer Service Centres – as well as community pop up sessions.

Community Pop Up Sessions

Council held five pop up sessions for community members to chat to Council staff about the project. The sessions were held at Stockland's Hervey Bay, Ernie Organ Park (Torquay), Maryborough Markets, Torquay Markets and Station Square (Maryborough).

Submissions

Council received 4 submissions from community members during the engagement period. Submissions were received over the counter, mail and email.

Other Feedback

Informal comments were received via email and Engagement Hub Platform. These comments were not included in the broader engagement analysis and evaluation. Individuals were encouraged to complete the online survey to formalise their feedback.

Engagement Participation

Submissions

Who participated

Council received 4 submissions vie email and hard copy. Please note individual names of residents have been redacted for privacy and are referenced as 'resident'.

Submission Feedback

Below is a summary of the submission responses including comment examples.

Stakeholder	Comments/ examples	Date Received
Resident, Hervey Bay	**Summary** • Strong support to retain and upgrade Torquay Caravan Park, citing Hervey Bay's unique, family-friendly beachfront parks and their long history of economic benefits to local businesses, trades and ratepayers. ***Examples:*** *"...it proves beyond doubt that every business sector benefits from the caravanning community."* *"As more holiday makers moved to their favourite holiday spot, followed by extended families. The reputation of the Bay morphed into a family friendly place to live and holiday."* • Caravanning market has shifted to larger, higher-spend vans and family/trade travellers who seek spacious sites and quality amenities—closing the park would forfeit this growing, valuable market. ***Example:*** *"Vans and tow vehicles have changed dramatically, as have their owners. Largely gone are the 18ft vans, replaced by 20-30ft vans and powerful tow vehicles. Investing $200K + is not uncommon, the owners are more discerning and looking for more spacious sites and quality amenities."* • "Open space" alternative is questioned. ***Example:*** *"I question the current so- called options offered by Council; 'open space' comes at a cost".* • Existing facilities open space facilities are seen as inadequate (e.g., unsheltered playground on the Esplanade; past skate park issues), and nearby towns/parks sometimes offer better-covered play and year-round facilities. ***Examples:*** *"...Much of what exists for residents (and visitors) is incomplete or inferior when measured against other locations (not all large)* ○ *e.g. The 'Big' playground on Esplanade Pialba is exposed to full sun almost every day, all day. In this Melanoma capital of the world called Queensland it's absurd."*	*27/10/2025*

	"As yet, Hervey Bay hasn't proven that it has the vision, resources or commitment to quality 'open space' and as such should grab this opportunity to attract an increasingly sophisticated (cashed up) caravan market that will support committed business entrepreneurs." • *Suggestions: consider allocating some sites for essential workers on temporary contracts and install best surveillance technology to enhance visitor security.* **Example:** *"Our van parks are a real opportunity to boost supply of workers in essential services. Everything from medical to trades, they're out there in numbers."*	
Resident, Urangan	**Summary** • Supports removing the caravan park and redeveloping the site as publicly accessible green open space, aligning with best-practice urban green infrastructure. ***Example:*** *"I support the removal of the existing caravan park and the redevelopment of the site as public green open space, consistent with Council's Open Space Parkland option. This option best serves the long-term social, environmental and economic interests of the Fraser Coast community and aligns with emerging national best practice in urban green infrastructure."* • Argues green space offers superior long-term value: strong cost–benefit returns ($4–$11 per $1 invested), better public health and social outcomes, and greater equity than paid facilities; the caravan park delivers limited economic benefit (~0.4% of local accommodation spend). ***Examples:*** *"National and international research shows that every $1 invested in green infrastructure yields between $4 and $11 in measurable public benefits, including reduced infrastructure costs, avoided disaster recovery spending and improved local economies.* *"Parks and recreation assets already account for around 5% of total local government infrastructure value nationally and outperform most other asset classes in cost–benefit performance."* *"In contrast, the Torquay Caravan Park delivers limited economic benefit (around 0.4% of Fraser Coast's accommodation expenditure) while occupying a prime foreshore site that could provide much broader community access and value."* • Open space would improve climate resilience and coastal management; and balance increased density/tourism from nearby private developments. ***Example:*** "Green, permeable open space improves coastal resilience by absorbing stormwater, reducing heat and protecting the foreshore vegetation and natural landform." "Removing hard infrastructure such as caravan sites and roads enables stabilisation of the coastal edge and recovery of native plants, reducing long-term maintenance costs and vulnerability to erosion." "A high-quality parkland will enhance, not compete with, surrounding businesses by increasing foot traffic, tourism appeal and property value across the precinct." • Recommends Council select the Open Space Parkland option, designate the site a strategic green asset. ***Examples:*** *"Select Open Space Parkland as the preferred outcome for the Torquay Foreshore. Recognise the site as a strategic public green infrastructure asset within long-term planning and asset management frameworks..."*	*27/10/2025*

	"This is a rare opportunity to reshape the Torquay Foreshore for the next century – transforming it from a private, low-yield site into a shared, future-proofed public space. By choosing the open space option, Council can deliver a legacy project that embodies sustainability, inclusion and community pride."	
Residents, Point Vernon	**Summary** • Opposes closing Torquay Caravan Park; argues replacing it with Esplanade parkland would worsen traffic, parking and congestion. ***Example:*** *"Having another parkland on the Esplanade would:* ○ *create more traffic on a road which is already badly congested,* ○ *this is a road which has a section now limited to 40kms per hour - actually, in some sections of the Esplanade, it's not usually possible to travel at more than 40kmp anyway; and* ○ *finding a parking space is often mission impossible!"* • Caravan park generates income and jobs - removal would harm businesses and increase empty shops. ***Example:*** *"Why would we jeopardise local businesses who would lose customers and then maybe have to close down?"* *"This income would be lost to our local businesses. Unfortunately, the number of empty shops already situated on the Esplanade is not a good look for our city and closing down the Torquay Caravan Park could well and truly increase the number of empty shops."* • Tourists detour to stay at caravan parks, not to "see a park"; park upkeep is offset by steady revenue. ***Example:*** *"No-one will drive off the Bruce Highway and come to Hervey Bay to have a look at a park – but lots of people drive off the Bruce Highway to come and stay at our caravan parks."* *"…there would be a steady stream of income to offset the upkeep costs."* • Suggests improving existing parks (e.g., Gatakers Bay/Black Stump Park) and adding amenities like a café instead of creating new Esplanade parkland. • ***Example:*** *"We believe there are plenty of options for upgrading some current parks to make them better, rather than add a new park to the mix. For instance, Gatakers Bay area is always very busy at weekends - Black Stump Park is a popular park for gatherings of all kinds."*	*6/11/2025*
Resident, Torquay	**Summary** • Keep Torquay Caravan Park as-is (and keep Pialba and Scarness parks too); oppose development. ***Example:*** *"I want Torquay Caravan Park TO STAY as it is, also Pialba & Scarness TO STAY."* • Worried about further rate rises—single pensioner, long-term ratepayer—if parks are removed. ***Example:*** *"Last rate rise my rates went up $12 per week. So, if they go, how much will our rates go up again. I am a single pensioner & lived & paid rates here for the past 53 yrs. 9 months."* • Torquay lacks parking; instead, upgrade Urangan and Gatakers Bay ***Example:*** *"In Torquay there is very little parking. So why not upgrade Urangan & Gatakers Bay. they have been asking you to they also pay Rates."* • Preserve Hervey Bay as a family city; oppose high-rises over six storeys and "becoming the Gold Coast"; older residents feel the city is going backwards. ***Example:*** *"When I came here, I loved it the way it was. I did not want to change anything. A number of us older people who have lived here 50+ years, etc feel our city is going backwards, to what it was."*	*10/11/2025*

Survey

Engagement processes are open to receiving multiple responses to survey's which can occur for a variety of purposes including intentional and accidental submissions. To support identifying multiple submissions, Council uses IP identification, as well as response data to identify where respondents have submitted a survey more than once.

Of the 4,385 complete responses received, 42 duplicates had been identified which accounts for .95% of overall responses.

Given the low volume of duplicates received in comparison to the overall results, duplicates have not been removed from the overall responses as it is no likely to have an effect on the data.

The following graph demonstrates duplicate responses to the survey by age group.

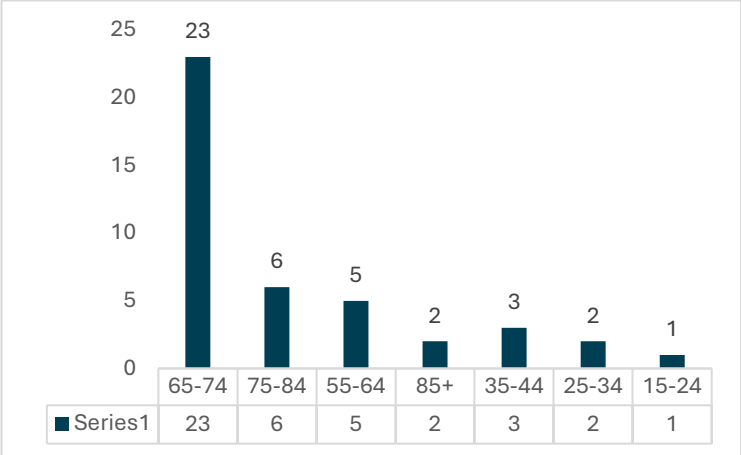

Engagement Findings

The following datasets provide survey findings across a range of variables which are extrapolated based responses provided by survey participants.

All Responses

Age

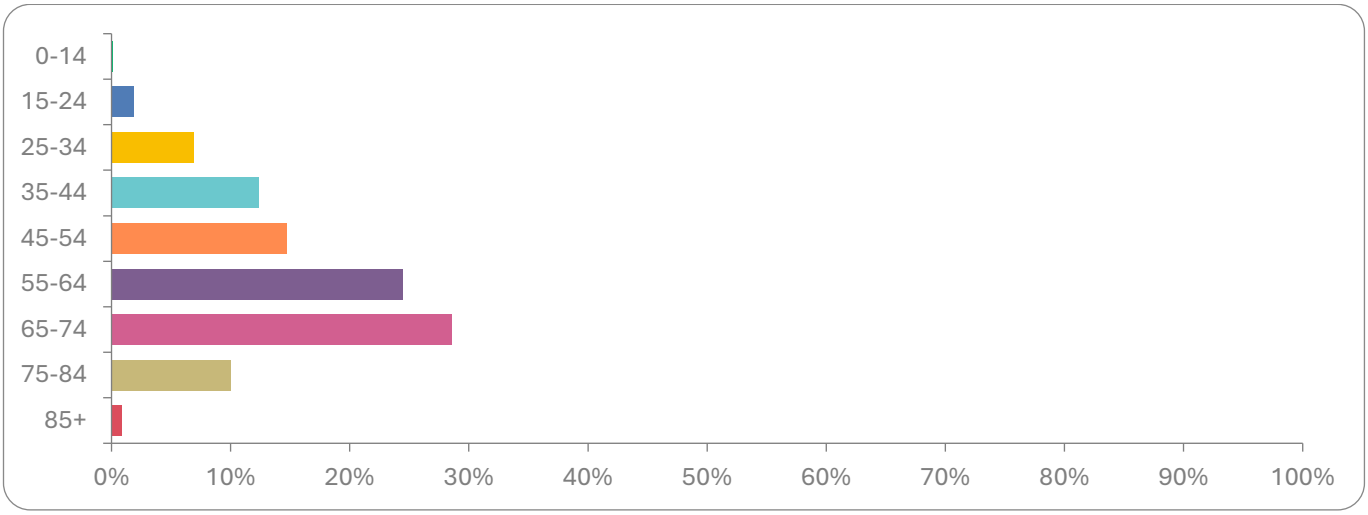

ANSWER CHOICES	RESPONSE PERCENTAGE	RESPONSE NUMBER
0-14	0.11%	5
15-24	1.87%	82
25-34	6.94%	304
35-44	12.41%	544
45-54	14.74%	646
55-64	24.46%	1072
65-74	28.62%	1254
75-84	10.00%	438
85+	0.84%	37

Gender

ANSWER CHOICES	RESPONSE PERCENTAGE	RESPONSE NUMBER
Male	38.58%	1690
Female	60.37%	2645
I prefer not to say	1.05%	46

Locality

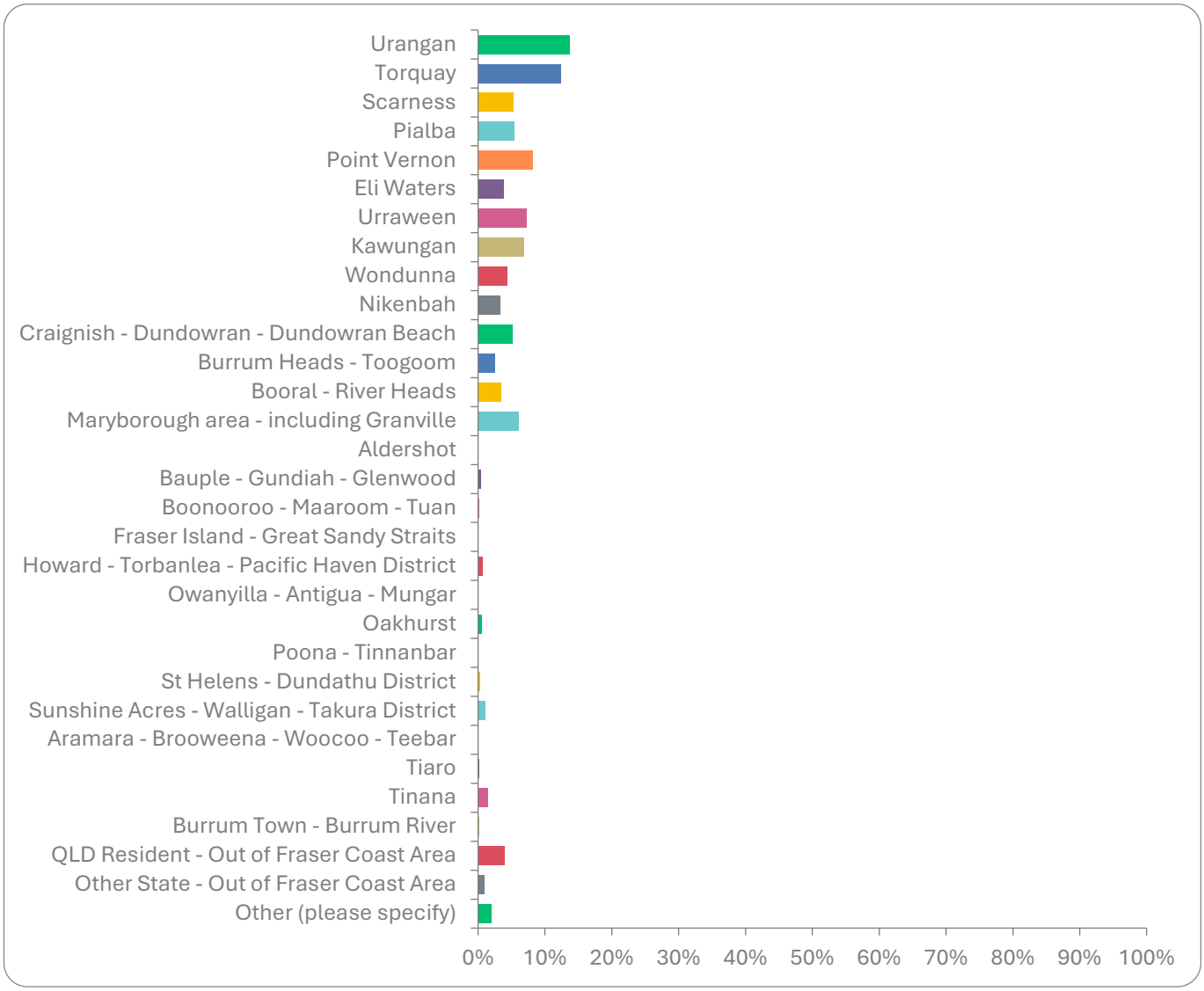

ANSWER CHOICES	RESPONSE PERCENTAGE	RESPONSE NUMBER
Urangan	13.72%	601
Torquay	12.46%	546
Scarness	5.27%	231
Pialba	5.45%	239
Point Vernon	8.17%	358
Eli Waters	3.88%	170
Urraween	7.23%	317
Kawungan	6.82%	299
Wondunna	4.31%	189

Nikenbah	3.29%	144
Craignish - Dundowran - Dundowran Beach	5.11%	224
Burrum Heads - Toogoom	2.51%	110
Booral - River Heads	3.47%	152
Maryborough area - including Granville	6.09%	267
Aldershot	0.09%	4
Bauple - Gundiah - Glenwood	0.37%	16
Boonooroo - Maaroom - Tuan	0.16%	7
Fraser Island - Great Sandy Straits	0.07%	3
Howard - Torbanlea - Pacific Haven District	0.71%	31
Owanyilla - Antigua - Mungar	0.07%	3
Oakhurst	0.50%	22
Poona - Tinnanbar	0.09%	4
St Helens - Dundathu District	0.27%	12
Sunshine Acres - Walligan - Takura District	1.12%	49
Aramara - Brooweena - Woocoo - Teebar	0.05%	2
Tiaro	0.18%	8
Tinana	1.51%	66
Burrum Town - Burrum River	0.14%	6
QLD Resident - Out of Fraser Coast Area	3.99%	175
Other State - Out of Fraser Coast Area	0.94%	41
Other (please specify)	1.96%	86

How are you connected to the Torquay Foreshore/ Hervey Bay Esplanade?

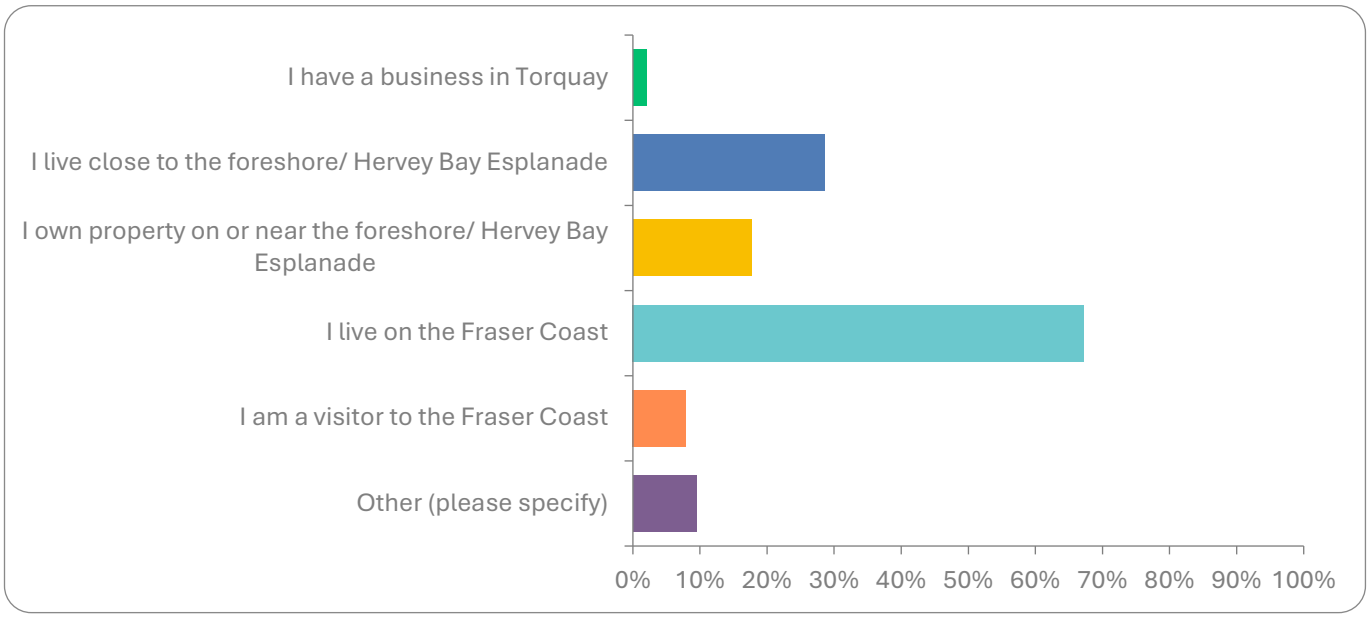

ANSWER CHOICES	RESPONSE PERCENTAGE	RESPONSE NUMBER
I have a business in Torquay	1.98%	87
I live close to the foreshore/ Hervey Bay Esplanade	28.51%	1250
I own property on or near the foreshore/ Hervey Bay Esplanade	17.63%	773
I live on the Fraser Coast	67.24%	2948
I am a visitor to the Fraser Coast	7.92%	347
Other (please specify)	9.49%	416

Do you Identify As

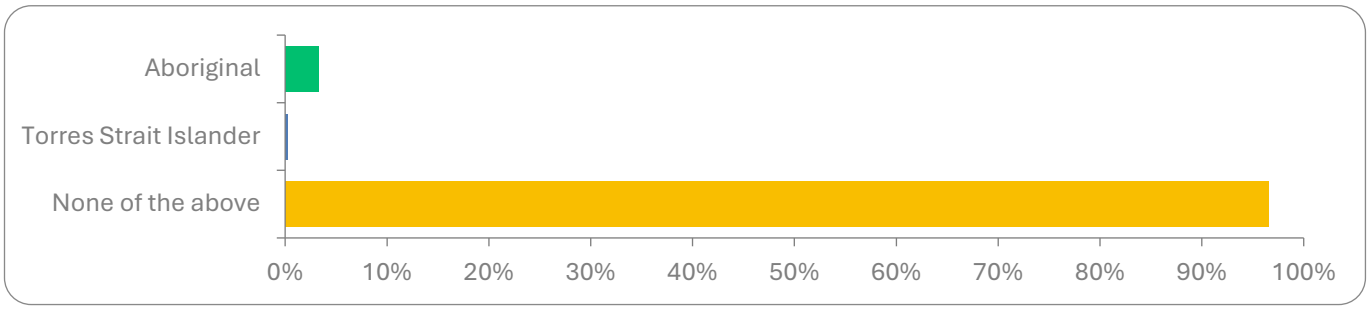

ANSWER CHOICES	RESPONSES	
Aboriginal	3.29%	144
Torres Strait Islander	0.21%	9
None of the above	96.51%	4226

Do you Identify As Butchulla

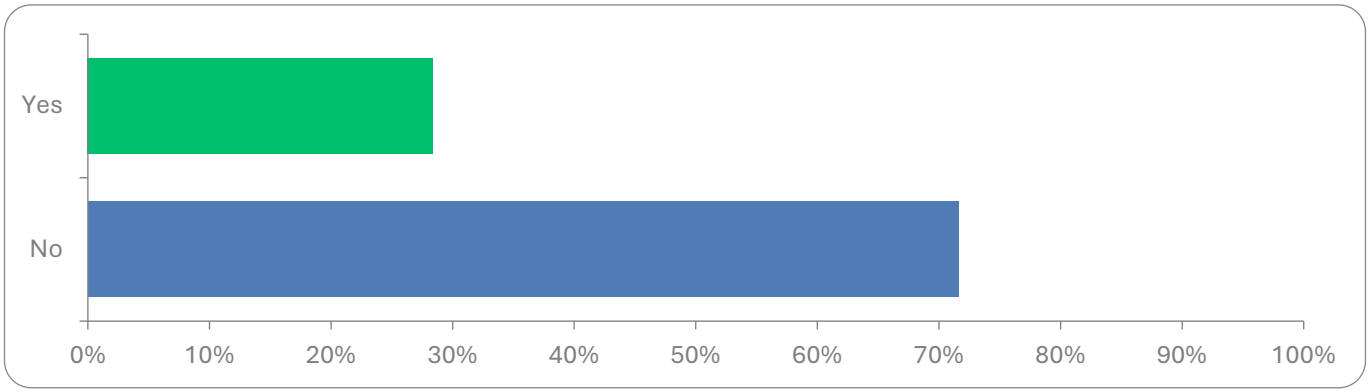

ANSWER CHOICES	RESPONSES	
Yes	28.38%	42
No	71.62%	106

How do you currently use the Torquay foreshore / caravan park area?

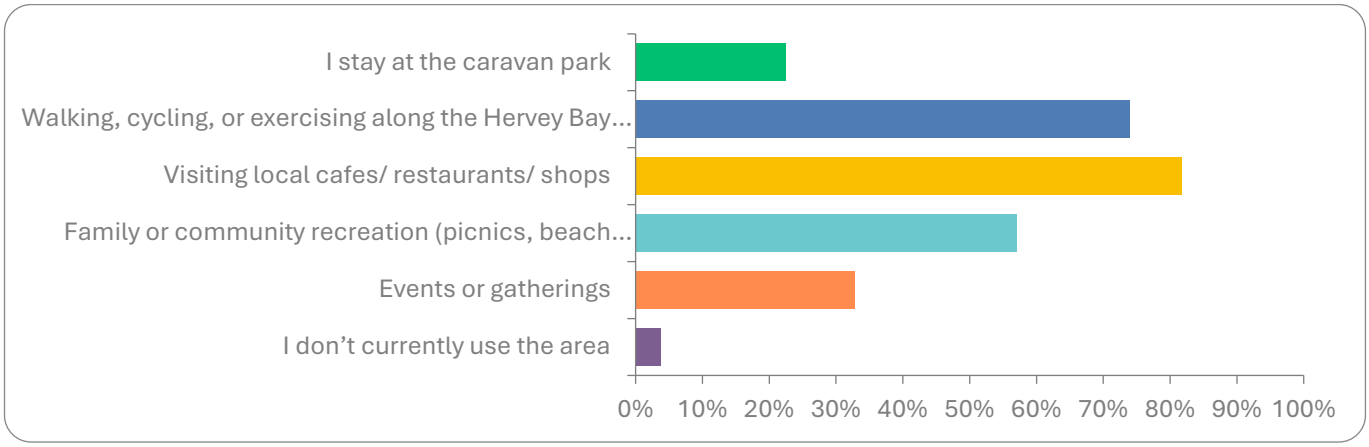

ANSWER CHOICES	RESPONSES	
Beach access and connection to the water	72.98%	3200
Natural environment (trees, dunes, wildlife, coastal setting)	53.93%	2365
Walking, cycling and exercise opportunities along the Esplanade	65.45%	2870
Playgrounds, picnic areas and family-friendly spaces	45.97%	2016
Caravan Park	64.15%	2813
Cafes, restaurants, and local businesses along the foreshore	76.81%	3368
Community identity and sense of place	34.00%	1491
Open space and room to relax or gather with others	37.79%	1657
Safety, accessibility and ease of getting around	30.08%	1319
Peace and quiet/ escape from the busy areas	33.87%	1485
TOTAL		22584

If you stay at the Torquay Caravan Park – How often do you visit?

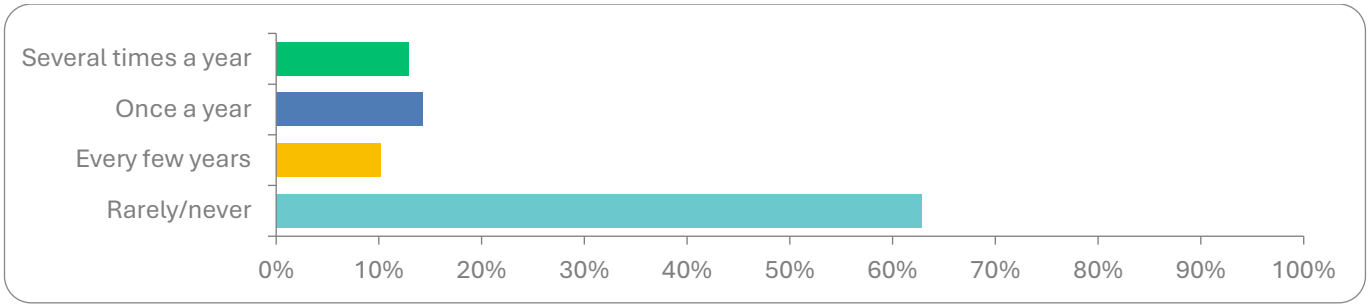

ANSWER CHOICES	RESPONSES	
Several times a year	12.87%	554
Once a year	14.21%	612
Every few years	10.13%	436
Rarely/never	62.80%	2704
TOTAL		4306

Do you believe Council should provide additional parkland on the Hervey Bay Esplanade?

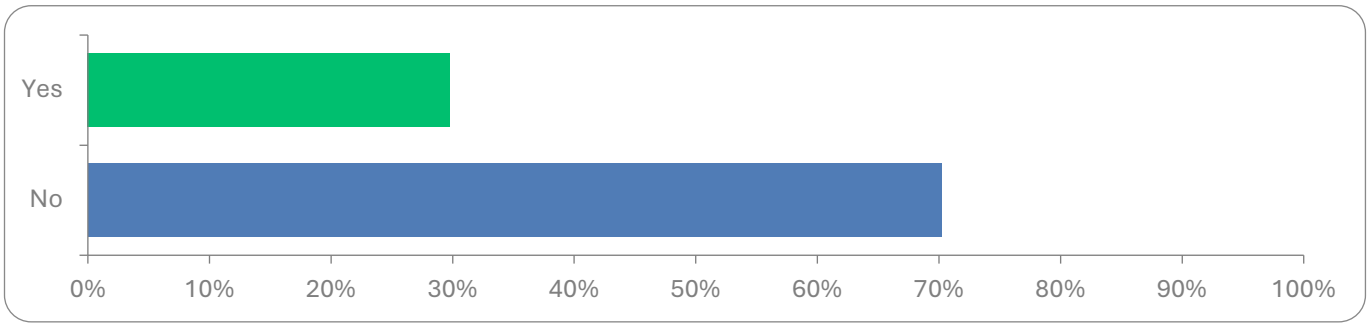

ANSWER CHOICES	RESPONSES	
Yes	29.79%	1306
No	70.21%	3078
TOTAL		4384

Do you believe Council should provide additional water sports facilities for community groups on the Hervey Bay Esplanade?

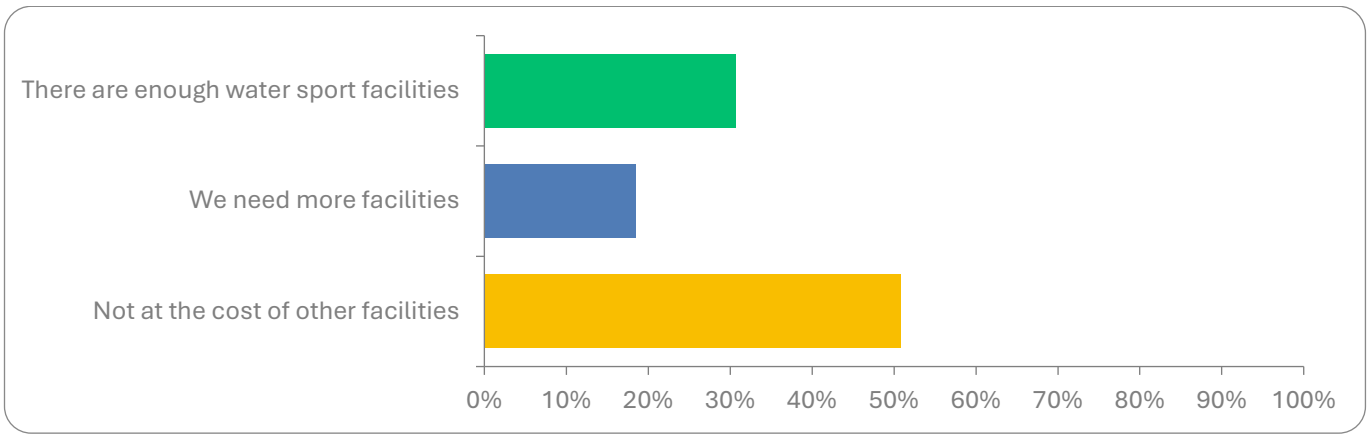

ANSWER CHOICES	RESPONSES	
There are enough water sport facilities	30.68%	1345
We need more facilities	18.48%	810
Not at the cost of other facilities	50.84%	2229
TOTAL		4384

Do you believe that there are enough Caravan Parks in Hervey Bay?

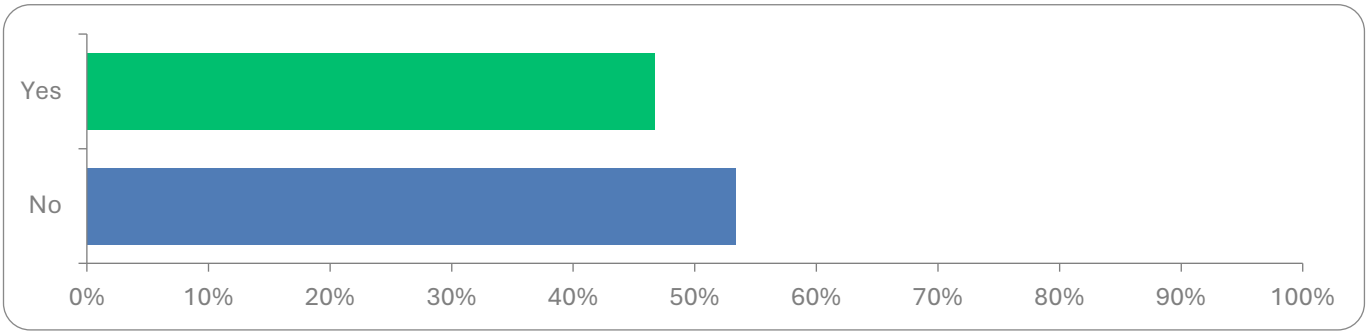

ANSWER CHOICES	RESPONSES	
Yes	46.67%	2046
No	53.33%	2338

How important is it that caravan parks remain on the Hervey Bay Esplanade?

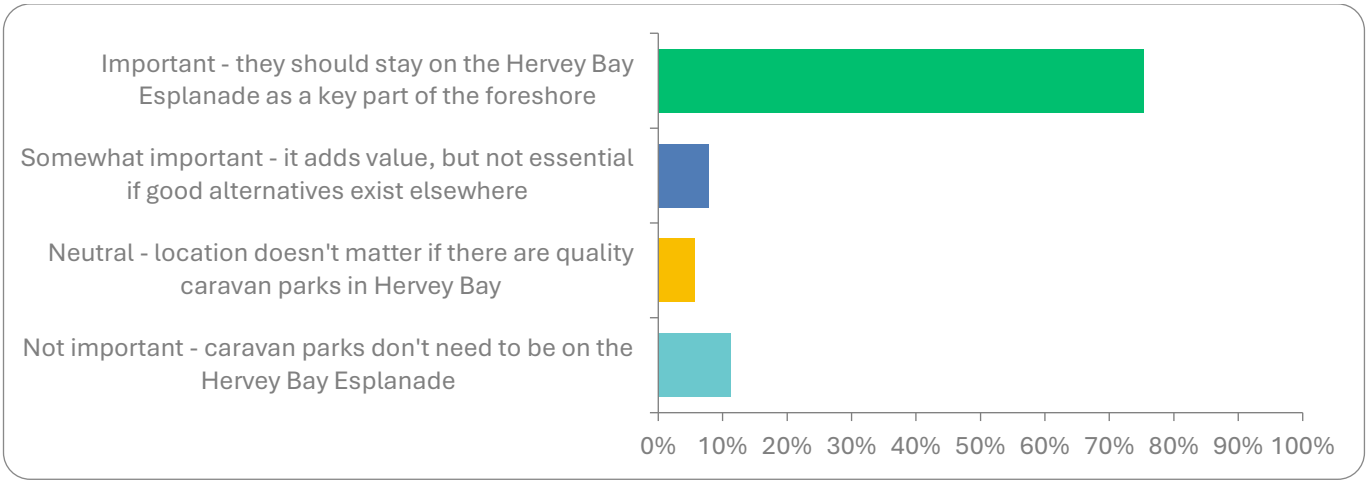

ANSWER CHOICES	RESPONSES	
Important - they should stay on the Hervey Bay Esplanade as a key part of the foreshore	75.26%	3301
Somewhat important - it adds value, but not essential if good alternatives exist elsewhere	7.77%	341
Neutral - location doesn't matter if there are quality caravan parks in Hervey Bay	5.65%	248
Not important - caravan parks don't need to be on the Hervey Bay Esplanade	11.31%	496

What features do you think should be included if the Torquay Caravan Park is refurbished?

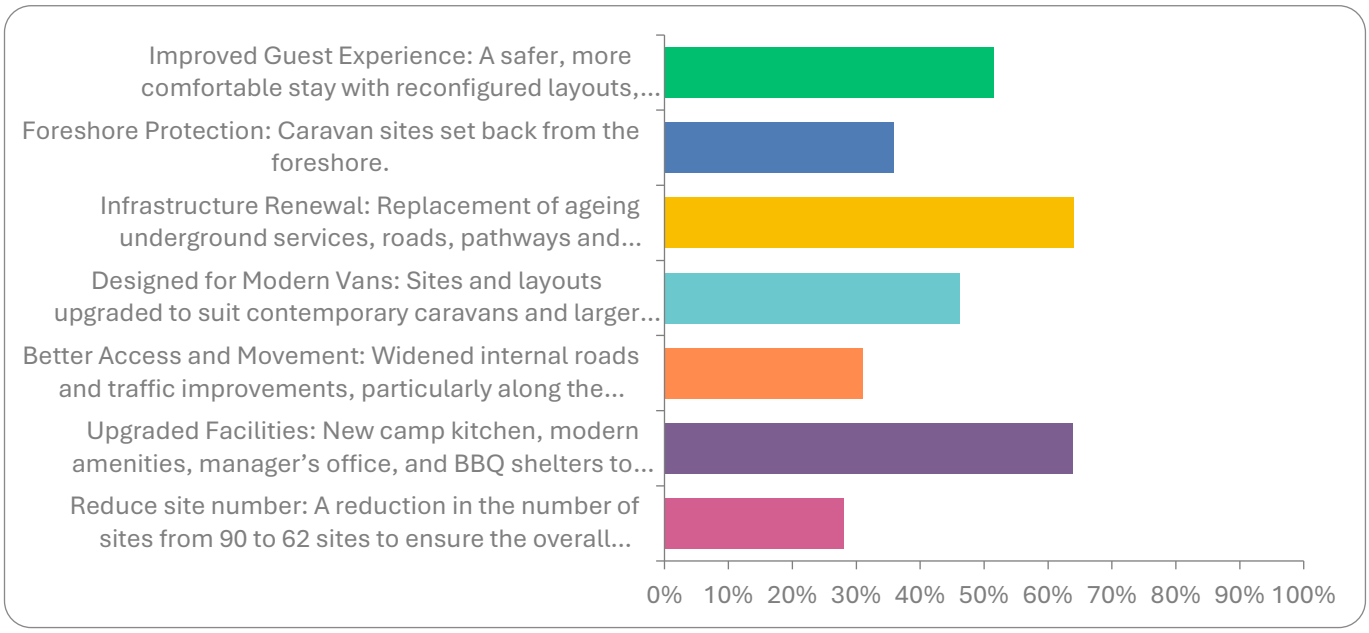

ANSWER CHOICES	RESPONSES	
Improved Guest Experience: A safer, more comfortable stay with reconfigured layouts, upgraded site sizes, and better access from the Esplanade.	51.59%	2241
Foreshore Protection: Caravan sites set back from the foreshore.	35.98%	1563
Infrastructure Renewal: Replacement of ageing underground services, roads, pathways and facilities, bringing the park up to modern standards.	64.07%	2783
Designed for Modern Vans: Sites and layouts upgraded to suit contemporary caravans and larger RVs, meeting evolving visitor needs.	46.20%	2007
Better Access and Movement: Widened internal roads and traffic improvements, particularly along the Esplanade.	31.05%	1349
Upgraded Facilities: New camp kitchen, modern amenities, manager's office, and BBQ shelters to enhance convenience and comfort.	63.95%	2778
Reduce site number: A reduction in the number of sites from 90 to 62 sites to ensure the overall caravan park does not encroach beyond its land boundary.	28.15%	1223
TOTAL		13944

How often would you use the Torquay Caravan Park if it was refurbished?

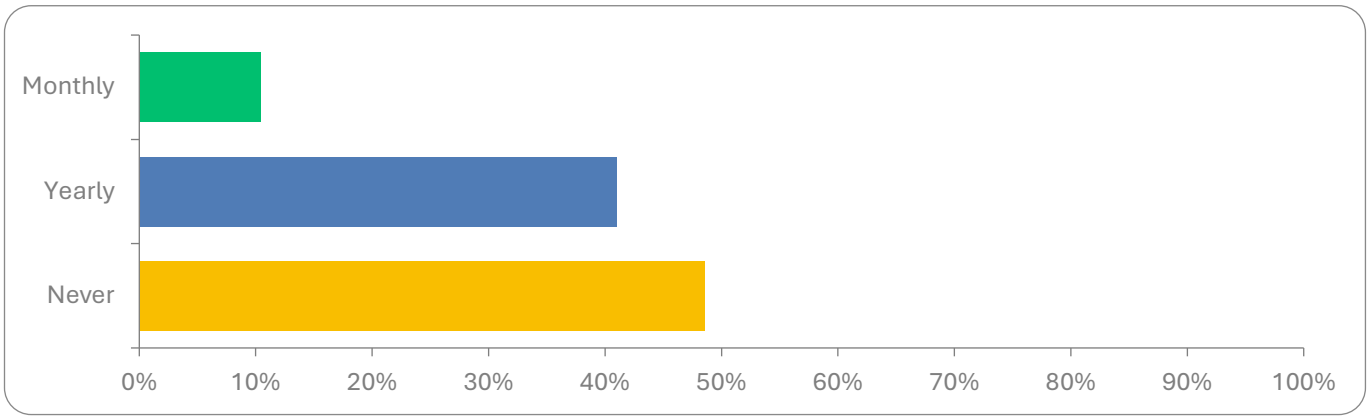

ANSWER CHOICES	RESPONSES	
Monthly	10.46%	456
Yearly	41.01%	1788
Never	48.53%	2116

Do you have any concerns with the Torquay Caravan Park?

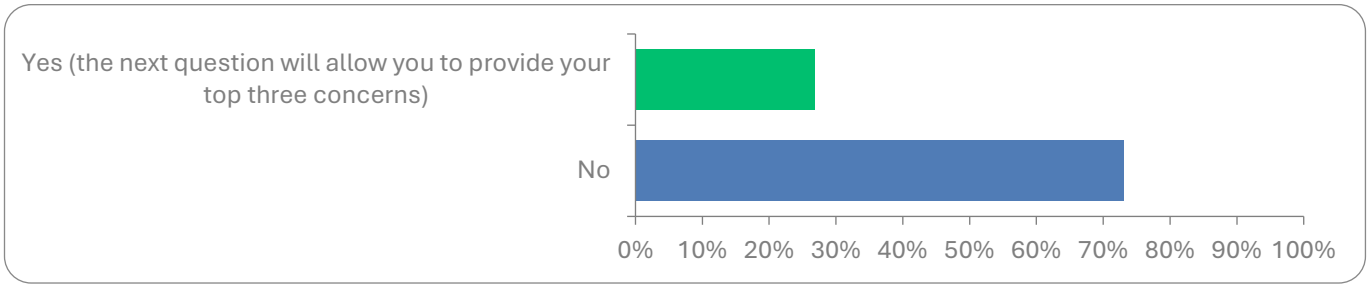

ANSWER CHOICES	RESPONSES	
Yes (the next question will allow you to provide your top three concerns)	26.87%	1177
No	73.13%	3203

How important is it that Open Space areas remain on the Hervey Bay Esplanade?

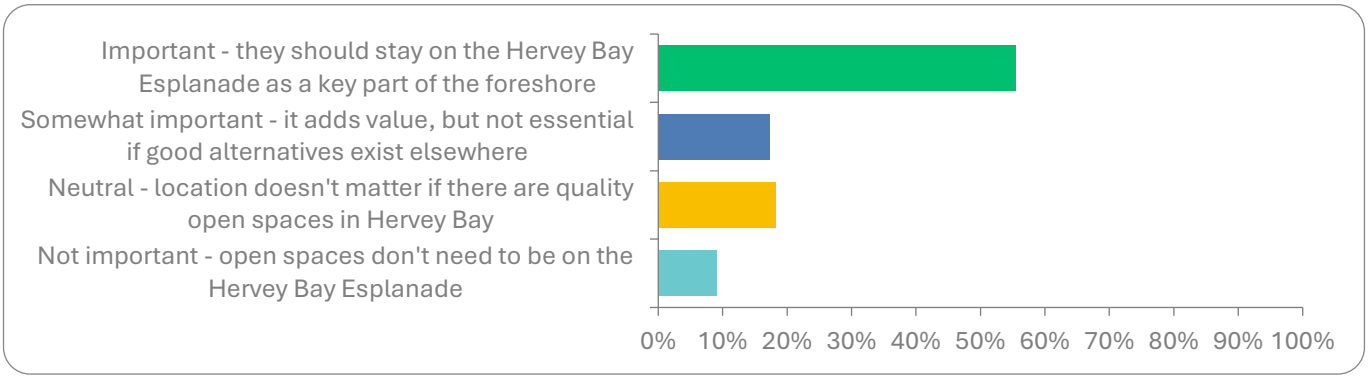

ANSWER CHOICES	RESPONSES	
Important - they should stay on the Hervey Bay Esplanade as a key part of the foreshore	55.49%	2430
Somewhat important - it adds value, but not essential if good alternatives exist elsewhere	17.29%	757
Neutral - location doesn't matter if there are quality open spaces in Hervey Bay	18.22%	798
Not important - open spaces don't need to be on the Hervey Bay Esplanade	9.00%	394

What features should be included if the Torquay Caravan Park is redeveloped as Open Space?

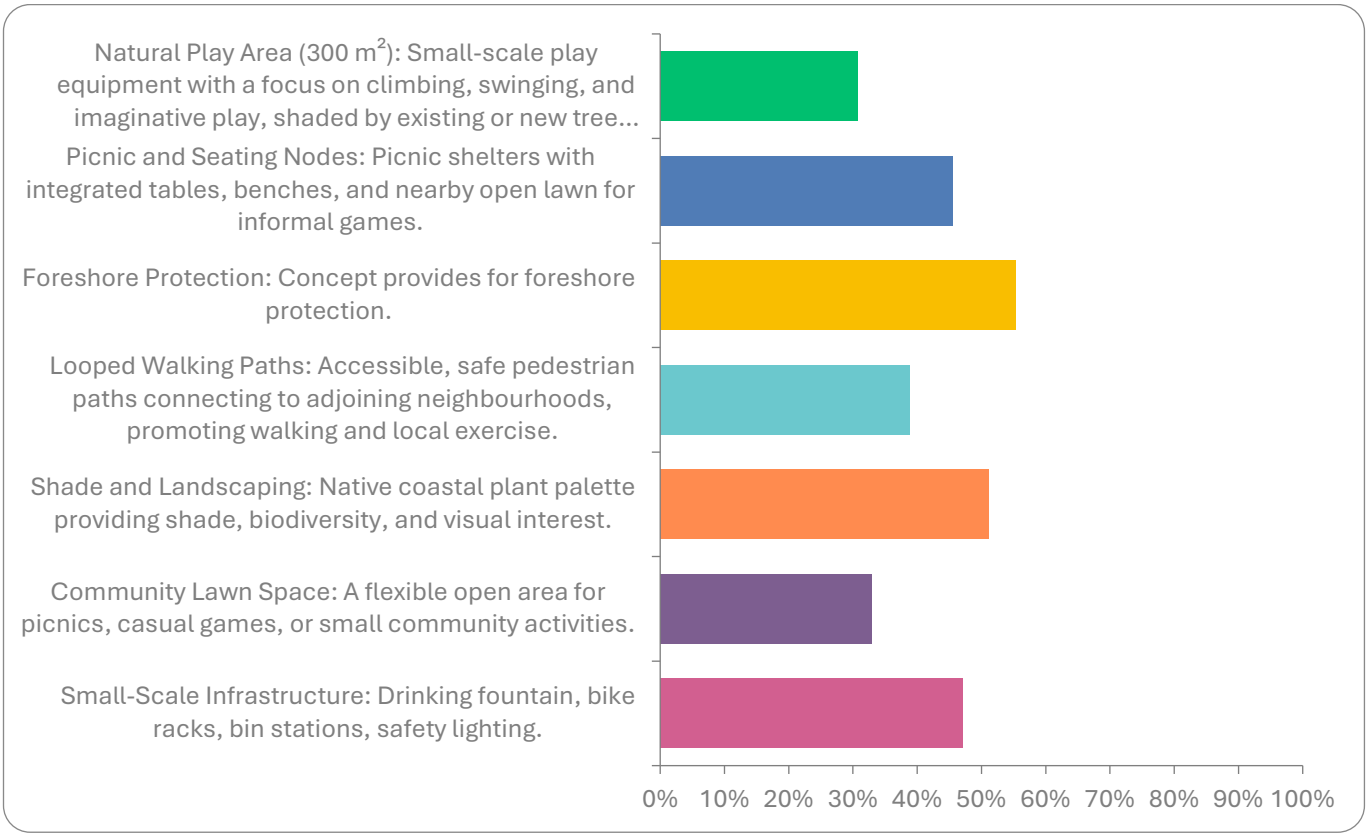

ANSWER CHOICES	RESPONSES	
Natural Play Area (300 m²): Small-scale play equipment with a focus on climbing, swinging, and imaginative play, shaded by existing or new tree canopy.	30.75%	1287
Picnic and Seating Nodes: Picnic shelters with integrated tables, benches, and nearby open lawn for informal games.	45.50%	1904
Foreshore Protection: Concept provides for foreshore protection.	55.34%	2316
Looped Walking Paths: Accessible, safe pedestrian paths connecting to adjoining neighbourhoods, promoting walking and local exercise.	38.83%	1625
Shade and Landscaping: Native coastal plant palette providing shade, biodiversity, and visual interest.	51.16%	2141
Community Lawn Space: A flexible open area for picnics, casual games, or small community activities.	32.90%	1377
Small-Scale Infrastructure: Drinking fountain, bike racks, bin stations, safety lighting.	47.05%	1969
TOTAL		12619

How often would you use the space if it was redeveloped as open space?

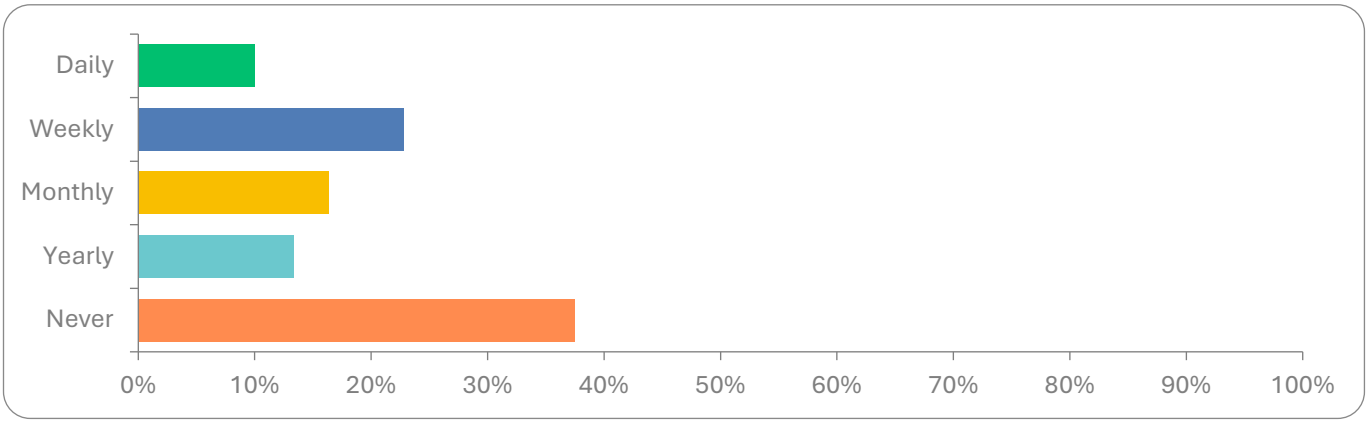

ANSWER CHOICES	RESPONSES	
Daily	10.00%	437
Weekly	22.83%	998
Monthly	16.33%	714
Yearly	13.32%	582
Never	37.52%	1640

Do you have any concerns with the Open Space proposed concept?

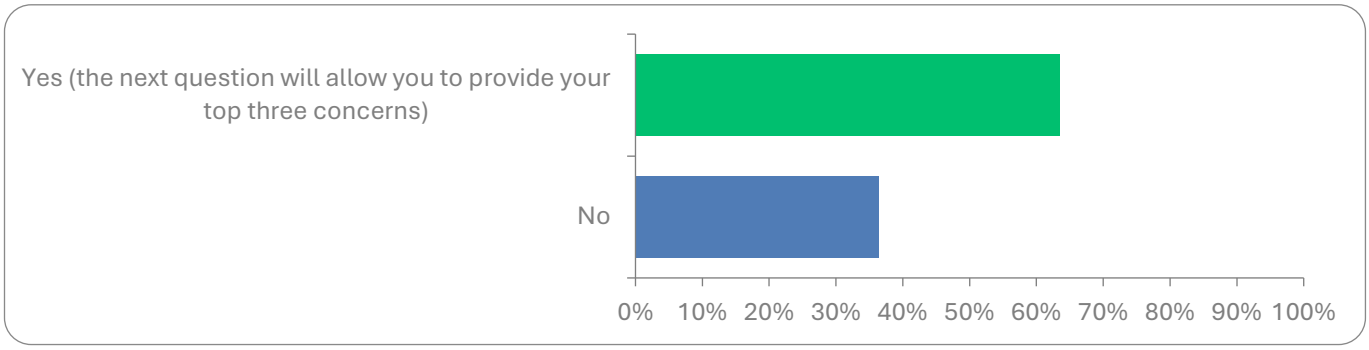

ANSWER CHOICES	RESPONSES	
Yes (the next question will allow you to provide your top three concerns)	63.59%	2784
No	36.41%	1594

How important is it that Premium Playground and Recreational Hub areas remain on the Hervey Bay Esplanade?

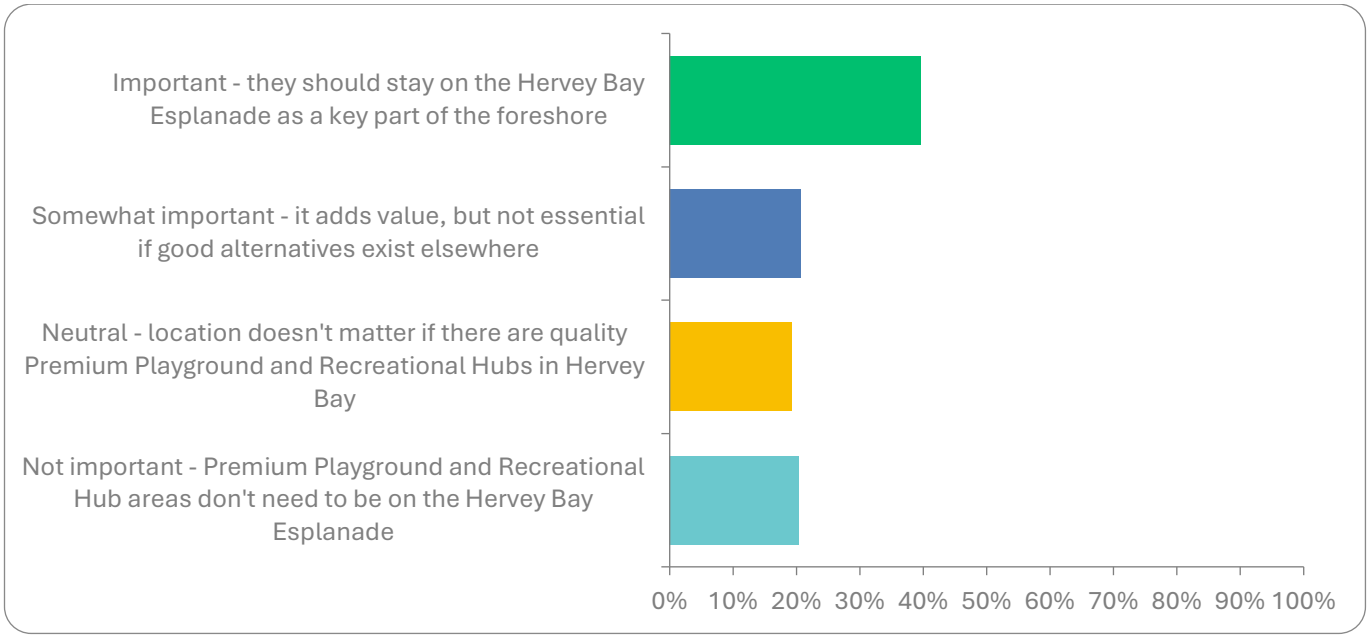

ANSWER CHOICES	RESPONSES	
Important - they should stay on the Hervey Bay Esplanade as a key part of the foreshore	39.66%	1737
Somewhat important - it adds value, but not essential if good alternatives exist elsewhere	20.73%	908
Neutral - location doesn't matter if there are quality Premium Playground and Recreational Hubs in Hervey Bay	19.22%	842
Not important - Premium Playground and Recreational Hub areas don't need to be on the Hervey Bay Esplanade	20.39%	893

What features should be included if the Torquay Caravan Park is redeveloped as a Premium Playground and Recreational Hub?

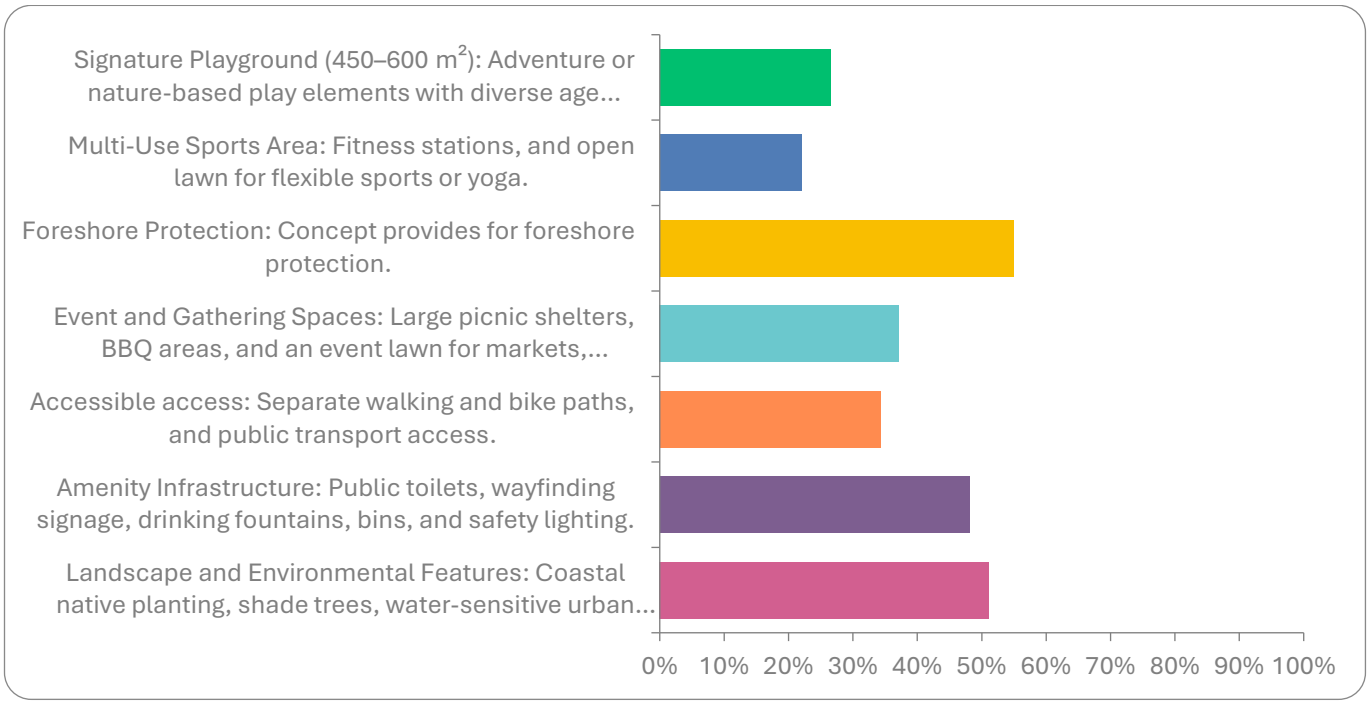

ANSWER CHOICES	RESPONSES	
Signature Playground (450–600 m²): Adventure or nature-based play elements with diverse age appeal, including climbing structures, water play, and sensory zones.	26.48%	1103
Multi-Use Sports Area: Fitness stations, and open lawn for flexible sports or yoga.	21.99%	916
Foreshore Protection: Concept provides for foreshore protection.	54.92%	2288
Event and Gathering Spaces: Large picnic shelters, BBQ areas, and an event lawn for markets, performances, or community events	37.13%	1547
Accessible access: Separate walking and bike paths, and public transport access.	34.25%	1427
Amenity Infrastructure: Public toilets, wayfinding signage, drinking fountains, bins, and safety lighting.	48.10%	2004
Landscape and Environmental Features: Coastal native planting, shade trees, water-sensitive urban design elements, and dune or shoreline protection.	51.15%	2131

How often would you use the space if it was redeveloped as a Premium Playground and Recreational Hub?

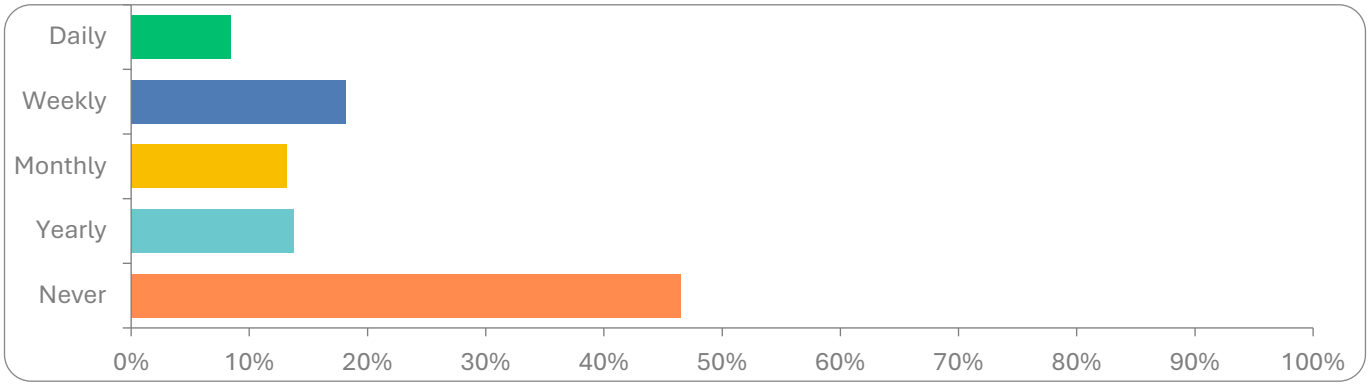

ANSWER CHOICES	RESPONSES	
Daily	8.46%	370
Weekly	18.12%	792
Monthly	13.15%	575
Yearly	13.79%	603
Never	46.48%	2032

Do you have any concerns with the Premium Playground and Recreational Hub proposed concept?

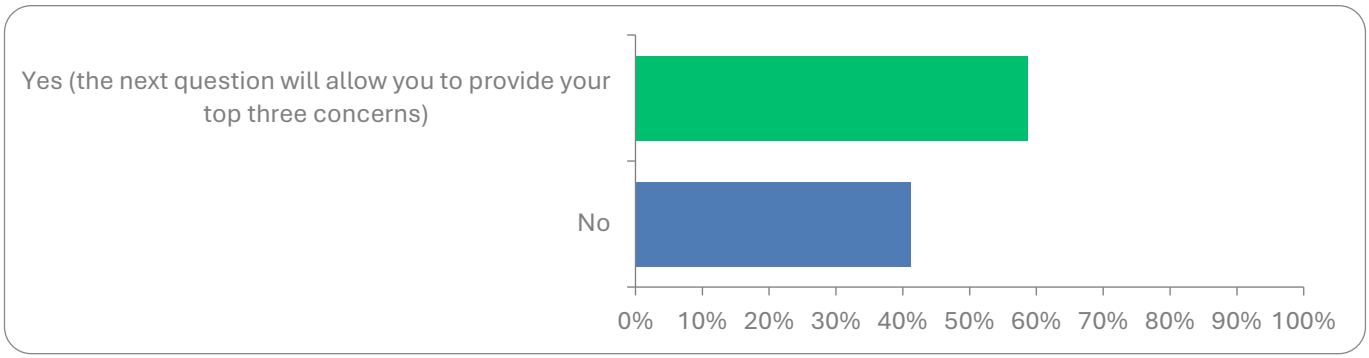

ANSWER CHOICES	RESPONSES	
Yes (the next question will allow you to provide your top three concerns)	58.80%	2569
No	41.20%	1800

Taking all things into consideration, what option for the Torquay Foreshore Site do you believe would provide the greatest benefit to the community?

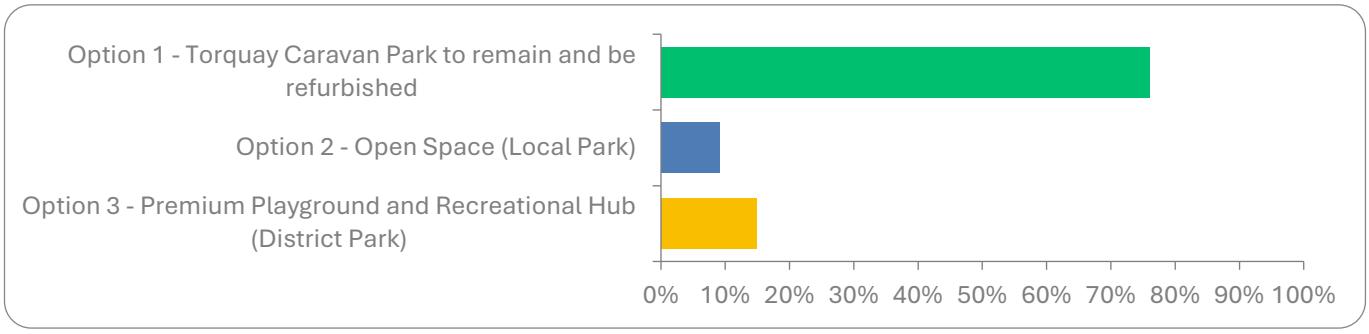

ANSWER CHOICES	RESPONSES	
Option 1 - Torquay Caravan Park to remain and be refurbished	75.99%	3332
Option 2 - Open Space (Local Park)	9.17%	402
Option 3 - Premium Playground and Recreational Hub (District Park)	14.85%	651

Responses by Age Group

Age

	Total	
Q2: 0-14	0.11%	5
Q2: 15-24	1.87%	82
Q2: 25-34	6.94%	304
Q2: 35-44	12.42%	544
Q2: 45-54	14.73%	645
Q2: 55-64	24.45%	1072
Q2: 65-74	28.63%	1254
Q2: 75-84	10.00%	438
Q2: 85+	0.84%	37

Gender

	Male		Female		I prefer not to say		Total	
Q2: 0-14	0.00%	0	80.00%	4	20.00%	1	0.11%	5
Q2: 15-24	31.71%	26	65.85%	54	2.44%	2	1.87%	82
Q2: 25-34	25.99%	79	72.04%	219	1.97%	6	6.94%	304
Q2: 35-44	36.58%	199	62.68%	341	0.74%	4	12.42%	544
Q2: 45-54	31.16%	201	67.60%	436	1.24%	8	14.73%	645
Q2: 55-64	36.51%	391	62.28%	667	1.21%	13	24.45%	1071
Q2: 65-74	43.86%	550	55.42%	695	0.72%	9	28.63%	1254
Q2: 75-84	51.14%	224	48.40%	212	0.46%	2	10.00%	438
Q2: 85+	54.05%	20	43.24%	16	2.70%	1	0.84%	37
Total	38.58%	1690	60.37%	2644	1.05%	46	100.00%	4380

Locality

	Urangan		Torquay		Scarness		Pialba		Point Vernon	
Q2: 0-14	40.00%	2	0.00%	0	0.00%	0	40.00%	2	0.00%	0
Q2: 15-24	6.10%	5	13.41%	11	3.66%	3	6.10%	5	3.66%	3
Q2: 25-34	12.50%	38	10.53%	32	5.26%	16	6.58%	20	11.18%	34
Q2: 35-44	11.76%	64	11.03%	60	4.60%	25	3.68%	20	5.88%	32
Q2: 45-54	10.99%	71	12.69%	82	5.73%	37	6.04%	39	6.97%	45
Q2: 55-64	15.11%	162	13.43%	144	5.22%	56	5.60%	60	7.56%	81
Q2: 65-74	14.37%	180	12.45%	156	5.43%	68	5.27%	66	9.18%	115
Q2: 75-84	16.93%	74	12.36%	54	5.26%	23	5.49%	24	9.61%	42
Q2: 85+	13.51%	5	18.92%	7	8.11%	3	8.11%	3	13.51%	5
Total	13.72%	601	12.47%	546	5.27%	231	5.46%	239	8.15%	357

	Eli Waters		Urraween		Kawungan		Wondunna		Nikenbah	
Q2: 0-14	0.00%	0	0.00%	0	20.00%	1	0.00%	0	0.00%	0
Q2: 15-24	2.44%	2	6.10%	5	12.20%	10	6.10%	5	2.44%	2
Q2: 25-34	4.61%	14	8.22%	25	10.86%	33	3.29%	10	2.96%	9
Q2: 35-44	4.23%	23	8.46%	46	8.64%	47	6.62%	36	3.86%	21
Q2: 45-54	2.63%	17	5.57%	36	6.66%	43	6.19%	40	2.32%	15
Q2: 55-64	2.33%	25	5.60%	60	5.41%	58	4.66%	50	3.17%	34
Q2: 65-74	4.71%	59	7.18%	90	6.23%	78	2.95%	37	3.75%	47
Q2: 75-84	6.41%	28	11.44%	50	6.18%	27	2.52%	11	3.66%	16
Q2: 85+	5.41%	2	13.51%	5	5.41%	2	0.00%	0	0.00%	0
Total	3.88%	170	7.24%	317	6.83%	299	4.32%	189	3.29%	144

	Craignish - Dundowran - Dundowran Beach		Burrum Heads - Toogoom		Booral - River Heads		Maryborough area - including Granville		Aldershot	
Q2: 0-14	0.00%	0	0.00%	0	0.00%	0	0.00%	0	0.00%	0
Q2: 15-24	4.88%	4	2.44%	2	2.44%	2	15.85%	13	1.22%	1
Q2: 25-34	3.95%	12	0.00%	0	6.25%	19	6.25%	19	0.33%	1
Q2: 35-44	5.51%	30	2.21%	12	4.60%	25	6.07%	33	0.00%	0
Q2: 45-54	5.88%	38	3.72%	24	3.10%	20	7.28%	47	0.00%	0
Q2: 55-64	4.57%	49	3.08%	33	4.38%	47	6.34%	68	0.09%	1
Q2: 65-74	5.35%	67	2.63%	33	2.63%	33	5.67%	71	0.00%	0
Q2: 75-84	5.03%	22	1.14%	5	1.37%	6	3.43%	15	0.23%	1
Q2: 85+	5.41%	2	0.00%	0	0.00%	0	2.70%	1	0.00%	0
Total	5.11%	224	2.49%	109	3.47%	152	6.10%	267	0.09%	4

	Bauple - Gundiah - Glenwood		Boonooroo - Maaroom - Tuan		Fraser Island - Great Sandy Straits		Howard - Torbanlea - Pacific Haven District		Owanyilla - Antigua - Mungar	
Q2: 0-14	0.00%	0	0.00%	0	0.00%	0	0.00%	0	0.00%	0
Q2: 15-24	0.00%	0	0.00%	0	0.00%	0	2.44%	2	0.00%	0
Q2: 25-34	0.33%	1	0.33%	1	0.00%	0	0.99%	3	0.00%	0
Q2: 35-44	0.55%	3	0.37%	2	0.00%	0	0.74%	4	0.00%	0
Q2: 45-54	0.62%	4	0.00%	0	0.00%	0	0.93%	6	0.00%	0
Q2: 55-64	0.28%	3	0.09%	1	0.09%	1	0.65%	7	0.19%	2
Q2: 65-74	0.24%	3	0.24%	3	0.08%	1	0.64%	8	0.08%	1
Q2: 75-84	0.46%	2	0.00%	0	0.00%	0	0.23%	1	0.00%	0
Q2: 85+	0.00%	0	0.00%	0	2.70%	1	0.00%	0	0.00%	0
Total	0.37%	16	0.16%	7	0.07%	3	0.71%	31	0.07%	3

	Oakhurst		Poona - Tinnanbar		St Helens - Dundathu District		Sunshine Acres - Walligan - Takura District		Aramara - Brooweena - Woocoo - Teebar	
Q2: 0-14	0.00%	0	0.00%	0	0.00%	0	0.00%	0	0.00%	0
Q2: 15-24	1.22%	1	0.00%	0	0.00%	0	2.44%	2	0.00%	0
Q2: 25-34	1.32%	4	0.00%	0	0.00%	0	1.32%	4	0.00%	0
Q2: 35-44	0.74%	4	0.18%	1	0.18%	1	1.29%	7	0.00%	0
Q2: 45-54	0.31%	2	0.00%	0	0.62%	4	1.86%	12	0.00%	0
Q2: 55-64	0.65%	7	0.09%	1	0.19%	2	1.59%	17	0.00%	0
Q2: 65-74	0.32%	4	0.16%	2	0.24%	3	0.32%	4	0.08%	1
Q2: 75-84	0.00%	0	0.00%	0	0.46%	2	0.46%	2	0.23%	1
Q2: 85+	0.00%	0	0.00%	0	0.00%	0	2.70%	1	0.00%	0
Total	0.50%	22	0.09%	4	0.27%	12	1.12%	49	0.05%	2

	Tiaro		Tinana		Burrum Town - Burrum River		QLD Resident - Out of Fraser Coast Area		Other State - Out of Fraser Coast Area	
Q2: 0-14	0.00%	0	0.00%	0	0.00%	0	0.00%	0	0.00%	0
Q2: 15-24	0.00%	0	4.88%	4	0.00%	0	0.00%	0	0.00%	0
Q2: 25-34	0.00%	0	0.66%	2	0.00%	0	1.97%	6	0.00%	0
Q2: 35-44	0.55%	3	2.02%	11	0.18%	1	3.68%	20	0.37%	2
Q2: 45-54	0.15%	1	1.39%	9	0.31%	2	5.11%	33	0.93%	6
Q2: 55-64	0.09%	1	1.77%	19	0.09%	1	4.48%	48	1.03%	11
Q2: 65-74	0.08%	1	1.28%	16	0.16%	2	4.39%	55	1.36%	17
Q2: 75-84	0.46%	2	1.14%	5	0.00%	0	2.97%	13	1.14%	5
Q2: 85+	0.00%	0	0.00%	0	0.00%	0	0.00%	0	0.00%	0
Total	0.18%	8	1.51%	66	0.14%	6	4.00%	175	0.94%	41

	Total		Other (please specify)	
Q2: 0-14	0.11%	5	0.00%	0
Q2: 15-24	1.87%	82	0.00%	0
Q2: 25-34	6.94%	304	0.33%	1
Q2: 35-44	12.42%	544	2.02%	11
Q2: 45-54	14.75%	646	2.01%	13
Q2: 55-64	24.47%	1072	2.15%	23
Q2: 65-74	28.61%	1253	2.55%	32
Q2: 75-84	9.98%	437	1.37%	6
Q2: 85+	0.84%	37	0.00%	0
Total	100.00%	4380	1.96%	86

How are you connected to the Torquay Foreshore

	I have a business in Torquay		I live close to the foreshore/ Hervey Bay Esplanade		I own property on or near the foreshore/ Hervey Bay Esplanade		I live on the Fraser Coast		I am a visitor to the Fraser Coast		Other (please specify)		Total	
Q2: 0-14	0.00%	0	40.00 %	2	20.00 %	1	60.00 %	3	0.00%	0	0.00%	0	0.11%	5
Q2: 15-24	1.22%	1	34.15%	28	2.44%	2	70.73%	58	2.44%	2	8.54%	7	1.87%	82
Q2: 25-34	4.28%	13	40.13%	122	12.83%	39	74.67%	227	3.29%	10	6.58%	20	6.94%	304
Q2: 35-44	3.49%	19	24.08%	131	15.26%	83	74.08%	403	6.25%	34	7.17%	39	12.41%	544
Q2: 45-54	3.10%	20	28.79%	186	17.80%	115	68.11%	440	8.98%	58	9.75%	63	14.74%	646
Q2: 55-64	2.05%	22	27.61%	296	18.84%	202	64.18%	688	8.02%	86	8.58%	92	24.46%	1072
Q2: 65-74	0.56%	7	28.07%	352	19.14%	240	64.19%	805	9.65%	121	10.53 %	132	28.62%	1254
Q2: 75-84	0.68 %	3	27.85%	122	19.41%	85	68.49 %	300	7.76%	34	13.24%	58	10.00%	438
Q2: 85+	2.70%	1	29.73%	11	13.51%	5	62.16%	23	5.41%	2	13.51%	5	0.84%	37
Total	1.96%	86	28.53%	1250	17.62%	772	67.25%	2947	7.92%	347	9.49%	416	100.00%	4382

Do you identify as?

	Aboriginal		Torres Strait Islander		None of the above		Total	
Q2: 0-14	40.00%	2	0.00%	0	60.00%	3	0.11%	5
Q2: 15-24	8.54%	7	2.44%	2	89.02%	73	1.87%	82
Q2: 25-34	6.58%	20	0.99%	3	92.43%	281	6.95%	304
Q2: 35-44	4.41%	24	0.37%	2	95.22%	518	12.43%	544
Q2: 45-54	3.72%	24	0.00%	0	96.28%	622	14.77%	646
Q2: 55-64	2.81%	30	0.00%	0	97.19%	1039	24.43%	1069
Q2: 65-74	2.24%	28	0.00%	0	97.76%	1223	28.59%	1251
Q2: 75-84	1.60%	7	0.23%	1	98.17%	429	9.99%	437
Q2: 85+	2.70%	1	2.70%	1	94.59%	35	0.85%	37
Total	3.27%	143	0.21%	9	96.53%	4223	100.00%	4375

Do you identify as Butchulla?

	Yes		No		Total	
Q2: 0-14	0.00%	0	100.00%	2	1.36%	2
Q2: 15-24	14.29%	1	85.71%	6	4.76%	7
Q2: 25-34	42.86%	9	57.14%	12	14.29%	21
Q2: 35-44	44.00%	11	56.00%	14	17.01%	25
Q2: 45-54	16.67%	4	83.33%	20	16.33%	24
Q2: 55-64	32.26%	10	67.74%	21	21.09%	31
Q2: 65-74	17.24%	5	82.76%	24	19.73%	29
Q2: 75-84	14.29%	1	85.71%	6	4.76%	7
Q2: 85+	100.00%	1	0.00%	0	0.68%	1
Total	28.57%	42	71.43%	105	100.00%	147

How do you currently use the Torquay foreshore/caravan park area?

	I stay at the caravan park		Walking, cycling, or exercising along the Hervey Bay Esplanade		Visiting local cafes/ restaurants/ shops		Family or community recreation (picnics, beach access, playgrounds)		Events or gatherings		I don't currently use the area		Total	
Q2: 0-14	0.00%	0	60.00%	3	60.00%	3	80.00%	4	40.00%	2	20.00%	1	0.11%	5
Q2: 15-24	7.32%	6	59.76%	49	67.07%	55	62.20%	51	31.71%	26	15.85%	13	1.87%	82
Q2: 25-34	13.82%	42	77.63%	236	81.58%	248	78.62%	239	35.53%	108	3.62%	11	6.94%	304
Q2: 35-44	21.51%	117	75.55%	411	82.90%	451	73.35%	399	37.13%	202	4.78%	26	12.41%	544
Q2: 45-54	28.95 %	187	76.16%	492	80.96%	523	62.23%	402	35.60%	230	2.94%	19	14.74%	646
Q2: 55-64	24.63%	264	74.25%	796	81.06%	869	52.99%	568	31.44%	337	3.82%	41	24.46%	1072
Q2: 65-74	24.48 %	307	72.89%	914	83.41%	1046	50.72%	636	31.10%	390	2.87%	36	28.62%	1254
Q2: 75-84	13.01%	57	73.29%	321	82.42%	361	42.69%	187	31.28%	137	3.65%	16	10.00%	438
Q2: 85+	8.11%	3	59.46%	22	72.97%	27	35.14%	13	18.92%	7	13.51%	5	0.84%	37
Total	22.43%	983	74.03%	3244	81.77%	3583	57.03%	2499	32.84%	1439	3.83%	168	100.00%	4382

How often do you use the Torquay foreshore?

	Daily		Weekly		Monthly		Never		Total	
Q2: 0-14	20.00%	1	40.00%	2	20.00%	1	20.00%	1	0.11%	5
Q2: 15-24	12.20%	10	47.56%	39	31.71%	26	8.54%	7	1.87%	82
Q2: 25-34	19.08%	58	61.51%	187	18.42%	56	0.99%	3	6.95%	304
Q2: 35-44	16.73%	91	53.49%	291	27.57%	150	2.21%	12	12.43%	544
Q2: 45-54	21.21%	137	44.74%	289	32.04%	207	2.01%	13	14.76%	646
Q2: 55-64	23.23%	249	47.76%	512	26.59%	285	2.43%	26	24.50%	1072
Q2: 65-74	25.38%	317	44.68%	558	27.38%	342	2.56%	32	28.54%	1249
Q2: 75-84	24.26%	106	46.45%	203	27.23%	119	2.06%	9	9.99%	437
Q2: 85+	16.22%	6	40.54%	15	32.43%	12	10.81%	4	0.85%	37
Total	22.28%	975	47.90%	2096	27.38%	1198	2.45%	107	100.00%	4376

What do you value most about the Torquay foreshore today?

	Beach access and connection to the water		Natural environment (trees, dunes, wildlife, coastal setting)		Walking, cycling and exercise opportunities along the Esplanade		Playgrounds, picnic areas and family-friendly spaces		Caravan Park		Cafes, restaurants, and local businesses along the foreshore		Community identity and sense of place		Open space and room to relax or gather with others		Safety, accessibility and ease of getting around		Peace and quiet/ escape from the busy areas		Total	
Q2: 0-14	80.00%	4	60.00%	3	40.00%	2	80.00%	4	0.00%	0	100.00%	5	40.00%	2	60.00%	3	40.00%	2	80.00%	4	0.11%	5
Q2: 15-24	84.15%	69	60.98%	50	60.98%	50	59.76%	49	25.61%	21	73.17%	60	31.71%	26	50.00%	41	31.71%	26	43.90%	36	1.87%	82
Q2: 25-34	78.95%	240	54.61%	166	64.80%	197	69.74%	212	30.59%	93	73.03%	222	25.66%	78	47.70%	145	29.28%	89	27.30%	83	6.94%	304
Q2: 35-44	77.21%	420	56.25%	306	64.15%	349	62.50%	340	46.32%	252	75.37%	410	31.07%	169	42.65%	232	29.78%	162	27.57%	150	12.42%	544
Q2: 45-54	72.14%	466	53.25%	344	63.47%	410	46.75%	302	65.94%	426	73.68%	476	32.97%	213	38.08%	246	27.71%	179	31.58%	204	14.75%	646
Q2: 55-64	74.81%	802	52.43%	562	67.07%	719	40.21%	431	69.78%	748	75.47%	809	34.42%	369	35.91%	385	28.64%	307	34.98%	375	24.47%	1072
Q2: 65-74	69.83%	875	54.43%	682	67.28%	843	40.46%	507	76.14%	954	79.57%	997	36.39%	456	35.28%	442	32.24%	404	36.39%	456	28.60%	1253
Q2: 75-84	69.63%	305	53.42%	234	64.16%	281	36.30%	159	68.04%	298	81.74%	358	37.21%	163	34.70%	152	32.19%	141	37.44%	164	10.00%	438
Q2: 85+	45.95%	17	43.24%	16	45.95%	17	32.43%	12	51.35%	19	72.97%	27	32.43%	12	27.03%	10	24.32%	9	35.14%	13	0.84%	37
Total	73.00%	3198	53.94%	2363	65.46%	2868	46.02%	2016	64.16%	2811	76.79%	3364	33.96%	1488	37.80%	1656	30.11%	1319	33.90%	1485	100.00%	4381

If you stay at the Torquay Caravan Park – How often do you visit?

	Several times a year		Once a year		Every few years		Rarely/never		Total	
Q2: 0-14	0.00%	0	0.00%	0	20.00%	1	80.00%	4	0.12%	5
Q2: 15-24	5.06%	4	8.86%	7	7.59%	6	78.48%	62	1.84%	79
Q2: 25-34	6.69%	20	12.37%	37	5.02%	15	75.92%	227	6.95%	299
Q2: 35-44	10.74%	58	14.63%	79	7.78%	42	66.85%	361	12.55%	540
Q2: 45-54	16.25%	104	15.31%	98	9.53%	61	58.91%	377	14.88%	640
Q2: 55-64	16.13%	169	13.74%	144	10.69%	112	59.45%	623	24.36%	1048
Q2: 65-74	13.68%	168	16.45%	202	11.73%	144	58.14%	714	28.54%	1228
Q2: 75-84	6.57%	28	9.62%	41	12.68%	54	71.13%	303	9.90%	426
Q2: 85+	2.70%	1	10.81%	4	2.70%	1	83.78%	31	0.86%	37
Total	12.83%	552	14.23%	612	10.13%	436	62.81%	2702	100.00%	4302

Do you believe Council should provide additional parkland on the Hervey Bay Esplanade?

	Yes		No		Total	
Q2: 0-14	80.00%	4	20.00%	1	0.11%	5
Q2: 15-24	69.51%	57	30.49%	25	1.87%	82
Q2: 25-34	67.11%	204	32.89%	100	6.94%	304
Q2: 35-44	52.02%	283	47.98%	261	12.42%	544
Q2: 45-54	29.26%	189	70.74%	457	14.75%	646
Q2: 55-64	24.74%	265	75.26%	806	24.45%	1071
Q2: 65-74	17.96%	225	82.04%	1028	28.61%	1253
Q2: 75-84	16.67%	73	83.33%	365	10.00%	438
Q2: 85+	13.51%	5	86.49%	32	0.84%	37
Total	29.79%	1305	70.21%	3075	100.00%	4380

Do you believe Council should provide additional water sports facilities for community groups on the Hervey Bay Esplanade?

	There are enough water sport facilities		We need more facilities		Not at the cost of other facilities		Total	
Q2: 0-14	0.00%	0	60.00%	3	40.00%	2	0.11%	5
Q2: 15-24	19.51%	16	42.68%	35	37.80%	31	1.87%	82
Q2: 25-34	20.39%	62	40.46%	123	39.14%	119	6.94%	304
Q2: 35-44	20.77%	113	38.97%	212	40.26%	219	12.42%	544
Q2: 45-54	26.63%	172	22.76%	147	50.62%	327	14.75%	646
Q2: 55-64	31.56%	338	13.35%	143	55.09%	590	24.45%	1071
Q2: 65-74	37.24%	467	8.77%	110	53.99%	677	28.63%	1254
Q2: 75-84	37.76%	165	7.32%	32	54.92%	240	9.98%	437
Q2: 85+	29.73%	11	8.11%	3	62.16%	23	0.84%	37
Total	30.68%	1344	18.45%	808	50.87%	2228	100.00%	4380

Do you believe that there are enough Caravan Parks in Hervey Bay?

	Yes		No		Total	
Q2: 0-14	100.00%	5	0.00%	0	0.11%	5
Q2: 15-24	71.95%	59	28.05%	23	1.87%	82
Q2: 25-34	71.38%	217	28.62%	87	6.94%	304
Q2: 35-44	60.85%	331	39.15%	213	12.42%	544
Q2: 45-54	47.37%	306	52.63%	340	14.75%	646
Q2: 55-64	43.04%	461	56.96%	610	24.45%	1071
Q2: 65-74	39.31%	493	60.69%	761	28.63%	1254
Q2: 75-84	35.70%	156	64.30%	281	9.98%	437
Q2: 85+	43.24%	16	56.76%	21	0.84%	37
Total	46.67%	2044	53.33%	2336	100.00%	4380

How important is it that caravan parks remain on the Hervey Bay Esplanade?

	Important - they should stay on the Hervey Bay Esplanade as a key part of the foreshore		Somewhat important - it adds value, but not essential if good alternatives exist elsewhere		Neutral - location doesn't matter if there are quality caravan parks in Hervey Bay		Not important - caravan parks don't need to be on the Hervey Bay Esplanade		Total	
Q2: 0-14	40.00%	2	40.00%	2	0.00%	0	20.00%	1	0.11%	5
Q2: 15-24	42.68%	35	24.39%	20	23.17%	19	9.76%	8	1.87%	82
Q2: 25-34	37.83%	115	21.05%	64	15.46%	47	25.66%	78	6.94%	304
Q2: 35-44	52.57%	286	14.52%	79	12.50%	68	20.40%	111	12.41%	544
Q2: 45-54	74.92%	484	8.36%	54	5.26%	34	11.46%	74	14.74%	646
Q2: 55-64	79.20%	849	6.34%	68	3.36%	36	11.10%	119	24.46%	1072
Q2: 65-74	87.72%	1100	3.19%	40	2.87%	36	6.22%	78	28.62%	1254
Q2: 75-84	90.18%	395	2.97%	13	1.37%	6	5.48%	24	10.00%	438
Q2: 85+	86.49%	32	2.70%	1	2.70%	1	8.11%	3	0.84%	37
Total	75.26%	3298	7.78%	341	5.64%	247	11.32%	496	100.00%	4382

What features do you think should be included if the Torquay Caravan Park is refurbished?

	Improved Guest Experience: A safer, more comfortable stay with reconfigured layouts, upgraded site sizes, and better access from the Esplanade.		Foreshore Protection: Caravan sites set back from the foreshore.		Infrastructure Renewal: Replacement of ageing underground services, roads, pathways and facilities, bringing the park up to modern standards.		Designed for Modern Vans: Sites and layouts upgraded to suit contemporary caravans and larger RVs, meeting evolving visitor needs.		Better Access and Movement: Widened internal roads and traffic improvements, particularly along the Esplanade.		Upgraded Facilities: New camp kitchen, modern amenities, manager's office, and BBQ shelters to enhance convenience and comfort.		Reduce site number: A reduction in the number of sites from 90 to 62 sites to ensure the overall caravan park does not encroach beyond its land boundary.	
Q2: 0-14	100.00%	5	60.00%	3	40.00%	2	40.00%	2	60.00%	3	40.00%	2	20.00%	1
Q2: 15-24	57.32%	47	40.24%	33	52.44%	43	30.49%	25	35.37%	29	56.10%	46	21.95%	18
Q2: 25-34	40.47%	121	42.47%	127	48.49%	145	27.42%	82	28.09%	84	53.18%	159	38.13%	114
Q2: 35-44	43.42%	231	37.03%	197	50.75%	270	34.02%	181	24.81%	132	53.01%	282	37.97%	202
Q2: 45-54	49.45%	317	33.85%	217	59.59%	382	40.87%	262	23.24%	149	63.18%	405	24.49%	157
Q2: 55-64	51.83%	551	36.22%	385	65.10%	692	46.19%	491	30.57%	325	63.69%	677	26.72%	284
Q2: 65-74	57.02%	711	34.16%	426	72.73%	907	54.61%	681	35.93%	448	69.37%	865	26.70%	333
Q2: 75-84	55.30%	240	37.79%	164	72.58%	315	60.37%	262	38.94%	169	73.04%	317	24.65%	107
Q2: 85+	37.84%	14	27.03%	10	64.86%	24	54.05%	20	24.32%	9	62.16%	23	16.22%	6
Total	51.54%	2237	35.99%	1562	64.06%	2780	46.22%	2006	31.06%	1348	63.96%	2776	28.16%	1222

How often would you use the Torquay Caravan Park if it was refurbished?

	Monthly		Yearly		Never		Total	
Q2: 0-14	20.00%	1	20.00%	1	60.00%	3	0.11%	5
Q2: 15-24	6.10%	5	31.71%	26	62.20%	51	1.88%	82
Q2: 25-34	7.28%	22	29.14%	88	63.58%	192	6.93%	302
Q2: 35-44	9.23%	50	34.13%	185	56.64%	307	12.44%	542
Q2: 45-54	12.71%	82	44.65%	288	42.64%	275	14.81%	645
Q2: 55-64	12.85%	137	44.47%	474	42.68%	455	24.47%	1066
Q2: 65-74	10.93%	136	45.26%	563	43.81%	545	28.56%	1244
Q2: 75-84	4.62%	20	36.26%	157	59.12%	256	9.94%	433
Q2: 85+	5.41%	2	13.51%	5	81.08%	30	0.85%	37
Total	10.45%	455	41.02%	1787	48.53%	2114	100.00%	4356

Do you have any concerns with the Torquay Caravan Park?

	Yes (the next question will allow you to provide your top three concerns)		No		Total	
Q2: 0-14	20.00%	1	80.00%	4	0.11%	5
Q2: 15-24	10.98%	9	89.02%	73	1.87%	82
Q2: 25-34	21.45%	65	78.55%	238	6.92%	303
Q2: 35-44	27.57%	150	72.43%	394	12.43%	544
Q2: 45-54	27.75%	179	72.25%	466	14.74%	645
Q2: 55-64	27.36%	293	72.64%	778	24.47%	1071
Q2: 65-74	28.09%	352	71.91%	901	28.63%	1253
Q2: 75-84	27.75%	121	72.25%	315	9.96%	436
Q2: 85+	16.22%	6	83.78%	31	0.85%	37
Total	26.87%	1176	73.13%	3200	100.00%	4376

You answered yes to having concerns – please list your top three below

	1		2		3		Total	
Q2: 0-14	100.00%	1	100.00%	1	100.00%	1	0.09%	1
Q2: 15-24	100.00%	8	100.00%	8	75.00%	6	0.71%	8
Q2: 25-34	100.00%	61	80.33%	49	62.30%	38	5.39%	61
Q2: 35-44	100.00%	144	85.42%	123	69.44%	100	12.73%	144
Q2: 45-54	100.00%	172	83.72%	144	69.19%	119	15.21%	172
Q2: 55-64	100.00%	280	87.50%	245	75.71%	212	24.76%	280
Q2: 65-74	100.00%	343	90.67%	311	78.72%	270	30.33%	343
Q2: 75-84	100.00%	116	90.52%	105	81.03%	94	10.26%	116
Q2: 85+	100.00%	6	100.00%	6	100.00%	6	0.53%	6
Total	100.00%	1131	87.71%	992	74.80%	846	100.00%	1131

How important is it that Open Space area remain on the Hervey Bay Esplanade?

	Important - they should stay on the Hervey Bay Esplanade as a key part of the foreshore		Somewhat important - it adds value, but not essential if good alternatives exist elsewhere		Neutral - location doesn't matter if there are quality open spaces in Hervey Bay		Not important - open spaces don't need to be on the Hervey Bay Esplanade		Total	
Q2: 0-14	100.00%	5	0.00%	0	0.00%	0	0.00%	0	0.11%	5
Q2: 15-24	65.85%	54	14.63%	12	14.63%	12	4.88%	4	1.87%	82
Q2: 25-34	69.41%	211	13.82%	42	12.50%	38	4.28%	13	6.95%	304
Q2: 35-44	65.56%	356	16.76%	91	12.34%	67	5.34%	29	12.41%	543
Q2: 45-54	55.26%	357	18.27%	118	20.12%	130	6.35%	41	14.77%	646
Q2: 55-64	54.91%	587	16.46%	176	19.83%	212	8.79%	94	24.43%	1069
Q2: 65-74	49.76%	623	19.25%	241	20.21%	253	10.78%	135	28.62%	1252
Q2: 75-84	49.89%	218	16.70%	73	18.31%	80	15.10%	66	9.99%	437
Q2: 85+	45.95%	17	10.81%	4	16.22%	6	27.03%	10	0.85%	37
Total	55.50%	2428	17.30%	757	18.24%	798	8.96%	392	100.00%	4375

What features should be included if the Torquay Caravan Park is redeveloped as Open Space?

	Natural Play Area (300 m²): Small-scale play equipment with a focus on climbing, swinging, and imaginative play, shaded by existing or new tree canopy.		Picnic and Seating Nodes: Picnic shelters with integrated tables, benches, and nearby open lawn for informal games.		Foreshore Protection: Concept provides for foreshore protection.		Looped Walking Paths: Accessible, safe pedestrian paths connecting to adjoining neighbourhoods, promoting walking and local exercise.		Shade and Landscaping: Native coastal plant palette providing shade, biodiversity, and visual interest.		Community Lawn Space: A flexible open area for picnics, casual games, or small community activities.		Small-Scale Infrastructure: Drinking fountain, bike racks, bin stations, safety lighting.	
Q2: 0-14	60.00%	3	80.00%	4	40.00%	2	80.00%	4	60.00%	3	40.00%	2	80.00%	4
Q2: 15-24	53.66%	44	76.83%	63	48.78%	40	48.78%	40	69.51%	57	52.44%	43	63.41%	52
Q2: 25-34	64.00%	192	64.67%	194	49.33%	148	55.00%	165	63.00%	189	49.67%	149	55.67%	167
Q2: 35-44	53.21%	282	54.91%	291	49.81%	264	45.85%	243	56.98%	302	41.32%	219	54.34%	288
Q2: 45-54	30.94%	194	46.25%	290	54.07%	339	37.80%	237	52.95%	332	33.17%	208	47.05%	295
Q2: 55-64	23.39%	239	40.22%	411	56.46%	577	38.16%	390	50.10%	512	32.09%	328	46.67%	477
Q2: 65-74	20.29%	237	39.81%	465	58.30%	681	33.30%	389	46.92%	548	26.97%	315	42.98%	502
Q2: 75-84	21.60%	89	40.78%	168	58.25%	240	34.71%	143	44.90%	185	25.00%	103	41.02%	169
Q2: 85+	13.51%	5	43.24%	16	62.16%	23	32.43%	12	29.73%	11	21.62%	8	35.14%	13
Total	30.72%	1285	45.47%	1902	55.32%	2314	38.80%	1623	51.14%	2139	32.87%	1375	47.02%	1967

How often would you use the space if it was redeveloped as open space?

	Daily		Weekly		Monthly		Yearly		Never	
Q2: 0-14	20.00%	1	60.00%	3	20.00%	1	0.00%	0	0.00%	0
Q2: 15-24	17.07%	14	31.71%	26	28.05%	23	7.32%	6	15.85%	13
Q2: 25-34	19.08%	58	44.08%	134	11.51%	35	8.88%	27	16.45%	50
Q2: 35-44	14.18%	77	32.04%	174	20.44%	111	9.94%	54	23.39%	127
Q2: 45-54	10.08%	65	22.64%	146	18.60%	120	13.49%	87	35.19%	227
Q2: 55-64	9.56%	102	21.27%	227	14.53%	155	14.06%	150	40.58%	433
Q2: 65-74	7.84%	98	17.04%	213	15.36%	192	14.64%	183	45.12%	564
Q2: 75-84	4.61%	20	15.90%	69	15.90%	69	16.36%	71	47.24%	205
Q2: 85+	5.41%	2	13.51%	5	18.92%	7	10.81%	4	51.35%	19
Total	10.01%	437	22.83%	997	16.33%	713	13.33%	582	37.51%	1638

Do you have any concerns with the Open Space proposed concept?

	Yes (the next question will allow you to provide your top three concerns)		No		Total	
Q2: 0-14	20.00%	1	80.00%	4	0.11%	5
Q2: 15-24	24.39%	20	75.61%	62	1.87%	82
Q2: 25-34	27.63%	84	72.37%	220	6.95%	304
Q2: 35-44	43.20%	235	56.80%	309	12.44%	544
Q2: 45-54	63.16%	408	36.84%	238	14.77%	646
Q2: 55-64	68.53%	734	31.47%	337	24.49%	1071
Q2: 65-74	76.56%	957	23.44%	293	28.58%	1250
Q2: 75-84	73.10%	318	26.90%	117	9.95%	435
Total	63.60%	2782	36.40%	1592	100.00%	4374

If you answered yes to having concerns – please list your top three below.

	1		2		3		Total	
Q2: 0-14	100.00%	1	100.00%	1	100.00%	1	0.04%	1
Q2: 15-24	100.00%	22	90.91%	20	68.18%	15	0.79%	22
Q2: 25-34	100.00%	82	76.83%	63	60.98%	50	2.95%	82
Q2: 35-44	100.00%	234	83.33%	195	71.37%	167	8.42%	234
Q2: 45-54	99.75%	406	85.75%	349	74.45%	303	14.65%	407
Q2: 55-64	100.00%	730	88.49%	646	79.59%	581	26.28%	730
Q2: 65-74	100.00%	959	89.36%	857	79.87%	766	34.52%	959
Q2: 75-84	100.00%	318	88.36%	281	81.45%	259	11.45%	318
Q2: 85+	100.00%	25	84.00%	21	80.00%	20	0.90%	25
Total	99.96%	2777	87.58%	2433	77.83%	2162	100.00%	2778

How important is it that Premium Playground and Recreational Hub areas remain on the Hervey Bay Esplanade?

	Important - they should stay on the Hervey Bay Esplanade as a key part of the foreshore		Somewhat important - it adds value, but not essential if good alternatives exist elsewhere		Neutral - location doesn't matter if there are quality Premium Playground and Recreational Hubs in Hervey Bay		Not important - Premium Playground and Recreational Hub areas don't need to be on the Hervey Bay Esplanade	
Q2: 0-14	40.00%	2	60.00%	3	0.00%	0	0.00%	0
Q2: 15-24	48.78%	40	20.73%	17	21.95%	18	8.54%	7
Q2: 25-34	61.51%	187	18.09%	55	11.84%	36	8.55%	26
Q2: 35-44	58.09%	316	21.14%	115	9.93%	54	10.85%	59
Q2: 45-54	37.21%	240	22.33%	144	21.71%	140	18.76%	121
Q2: 55-64	33.55%	359	22.52%	241	21.12%	226	22.80%	244
Q2: 65-74	34.35%	430	19.41%	243	22.12%	277	24.12%	302
Q2: 75-84	33.64%	147	19.22%	84	19.91%	87	27.23%	119
Q2: 85+	37.84%	14	13.51%	5	10.81%	4	37.84%	14
Total	39.65%	1735	20.73%	907	19.24%	842	20.38%	892

What features should be included if the Torquay Caravan Park is redeveloped as a Premium Playground and Recreational Hub?

	Signature Playground (450–600 m²): Adventure or nature-based play elements with diverse age appeal, including climbing structures, water play, and sensory zones.		Multi-Use Sports Area: Fitness stations, and open lawn for flexible sports or yoga.		Foreshore Protection: Concept provides for foreshore protection.		Event and Gathering Spaces: Large picnic shelters, BBQ areas, and an event lawn for markets, performances, or community events		Accessible access: Separate walking and bike paths, and public transport access.		Amenity Infrastructure: Public toilets, wayfinding signage, drinking fountains, bins, and safety lighting.		Landscape and Environmental Features: Coastal native planting, shade trees, water-sensitive urban design elements, and dune or shoreline protection.	
Q2: 0-14	80.00%	4	40.00%	2	40.00%	2	80.00%	4	40.00%	2	40.00%	2	60.00%	3
Q2: 15-24	54.88%	45	43.90%	36	53.66%	44	68.29%	56	46.34%	38	57.32%	47	62.20%	51
Q2: 25-34	63.76%	190	39.26%	117	48.99%	146	59.06%	176	39.93%	119	60.74%	181	58.72%	175
Q2: 35-44	54.15%	287	36.42%	193	48.11%	255	52.08%	276	36.42%	193	57.55%	305	56.79%	301
Q2: 45-54	27.80%	174	24.76%	155	52.24%	327	40.58%	254	33.87%	212	47.28%	296	50.80%	318
Q2: 55-64	17.34%	176	21.67%	220	55.47%	563	34.29%	348	33.99%	345	46.60%	473	52.71%	535
Q2: 65-74	14.53%	169	12.47%	145	57.87%	673	28.46%	331	31.99%	372	43.85%	510	47.21%	549
Q2: 75-84	11.98%	49	10.51%	43	61.61%	252	22.74%	93	32.76%	134	41.81%	171	44.50%	182
Q2: 85+	19.44%	7	11.11%	4	69.44%	25	22.22%	8	30.56%	11	47.22%	17	41.67%	15
Total	26.44%	1101	21.97%	915	54.92%	2287	37.13%	1546	34.25%	1426	48.08%	2002	51.13%	2129

How often would you use the space if it was redeveloped as a Premium Playground and Recreational Hub?

	Daily		Weekly		Monthly		Yearly		Never	
Q2: 0-14	0.00%	0	60.00%	3	20.00%	1	20.00%	1	0.00%	0
Q2: 15-24	12.20%	10	28.05%	23	30.49%	25	6.10%	5	23.17%	19
Q2: 25-34	23.03%	70	37.50%	114	10.86%	33	8.88%	27	19.74%	60
Q2: 35-44	15.81%	86	28.86%	157	17.65%	96	11.58%	63	26.10%	142
Q2: 45-54	8.37%	54	18.91%	122	14.73%	95	12.56%	81	45.43%	293
Q2: 55-64	6.66%	71	16.14%	172	11.54%	123	15.29%	163	50.38%	537
Q2: 65-74	4.95%	62	12.54%	157	11.90%	149	14.62%	183	55.99%	701
Q2: 75-84	3.70%	16	9.47%	41	10.16%	44	18.01%	78	58.66%	254
Q2: 85+	2.70%	1	5.41%	2	21.62%	8	5.41%	2	64.86%	24
Total	8.47%	370	18.11%	791	13.14%	574	13.80%	603	46.47%	2030

Do you have any concerns with the Premium Playground and Recreational Hub proposed concept?

	Yes (the next question will allow you to provide your top three concerns)		No		Total	
Q2: 0-14	20.00%	1	80.00%	4	0.11%	5
Q2: 15-24	19.51%	16	80.49%	66	1.88%	82
Q2: 25-34	22.44%	68	77.56%	235	6.94%	303
Q2: 35-44	37.50%	204	62.50%	340	12.46%	544
Q2: 45-54	59.38%	383	40.62%	262	14.78%	645
Q2: 55-64	64.48%	688	35.52%	379	24.44%	1067
Q2: 65-74	69.90%	873	30.10%	376	28.61%	1249
Q2: 75-84	72.06%	312	27.94%	121	9.92%	433
Q2: 85+	59.46%	22	40.54%	15	0.85%	37
Total	58.81%	2567	41.19%	1798	100.00%	4365

If you answered yes to having concerns – please list your tops three below

	1		2		3		Total	
Q2: 0-14	100.00%	1	100.00%	1	0.00%	0	0.04%	1
Q2: 15-24	100.00%	15	73.33%	11	66.67%	10	0.60%	15
Q2: 25-34	100.00%	66	78.79%	52	69.70%	46	2.64%	66
Q2: 35-44	100.00%	200	78.50%	157	65.50%	131	8.01%	200
Q2: 45-54	100.00%	372	78.76%	293	64.52%	240	14.90%	372
Q2: 55-64	100.00%	674	82.05%	553	70.03%	472	27.00%	674
Q2: 65-74	100.00%	843	82.68%	697	73.90%	623	33.77%	843
Q2: 75-84	100.00%	303	81.85%	248	72.61%	220	12.14%	303
Q2: 85+	100.00%	22	72.73%	16	59.09%	13	0.88%	22
Total	100.00%	2496	81.25%	2028	70.31%	1755	100.00%	2496

Taking all things into consideration, what option for the Torquay Foreshore site do you believe would provide the greatest benefit to the community?

	Option 1 - Torquay Caravan Park to remain and be refurbished		Option 2 - Open Space (Local Park)		Option 3 - Premium Playground and Recreational Hub (District Park)		Total	
Q2: 0-14	20.00%	1	40.00%	2	40.00%	2	0.11%	5
Q2: 15-24	45.12%	37	24.39%	20	30.49%	25	1.87%	82
Q2: 25-34	35.86%	109	15.79%	48	48.36%	147	6.94%	304
Q2: 35-44	51.84%	282	11.95%	65	36.21%	197	12.42%	544
Q2: 45-54	75.85%	490	9.29%	60	14.86%	96	14.75%	646
Q2: 55-64	81.16%	870	9.89%	106	8.96%	96	24.47%	1072
Q2: 65-74	88.59%	1110	6.07%	76	5.35%	67	28.60%	1253
Q2: 75-84	91.10%	399	5.02%	22	3.88%	17	10.00%	438
Q2: 85+	83.78%	31	8.11%	3	8.11%	3	0.84%	37
Total	75.99%	3329	9.18%	402	14.84%	650	100.00%	4381

All Responses by Those who Identified as Butchulla

Age

Answered: 42 Skipped: 0

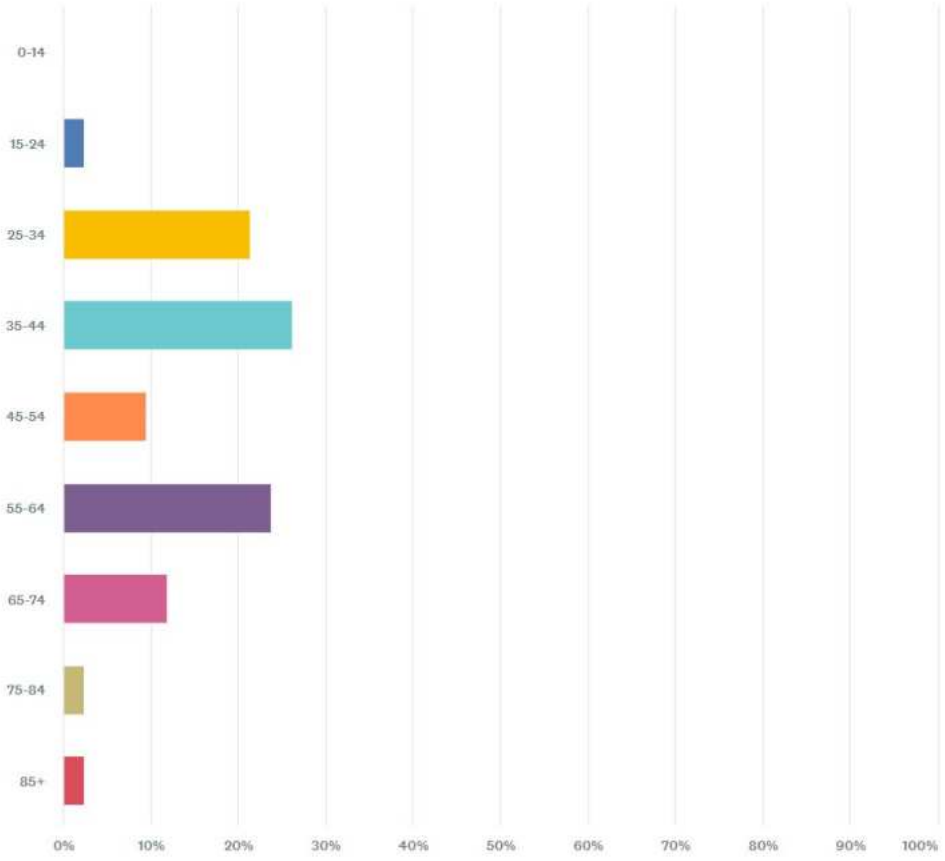

Answer Choices	Percentage	Responses
0-14	0%	0
15-24	2.38%	1
25-34	21.43%	9
35-44	26.19%	11
45-54	9.52%	4
55-64	23.81%	10
65-74	11.90%	5
75-84	2.38%	1
85+	2.38%	1
Total		**42**

Gender

Answered: 42 Skipped: 0

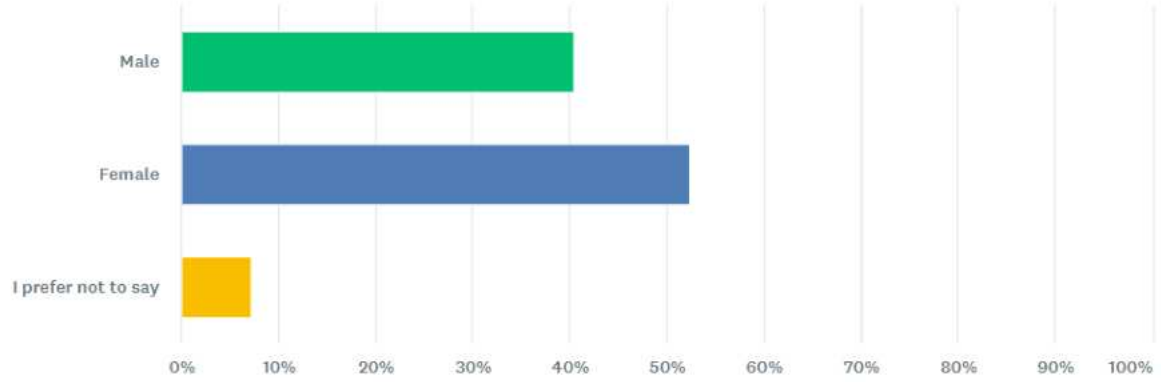

Answer Choices	Percentage	Responses
Male	40.48%	17
Female	52.38%	22
I prefer not to say	7.14%	3
Total		**42**

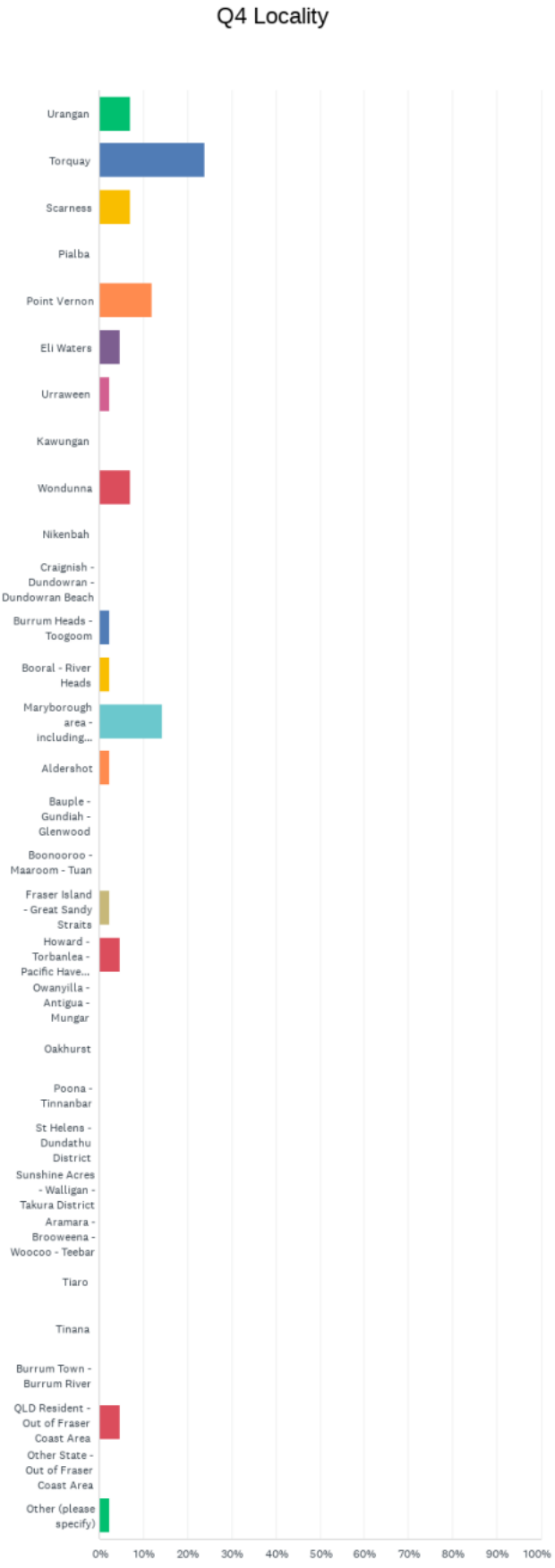
Q4 Locality
Urangan
Torquay
Scarness
Pialba
Point Vernon
Eli Waters
Urraween
Kawungan
Wondunna
Nikenbah
Craignish - Dundowran - Dundowran Beach
Burrum Heads - Toogoom
Booral - River Heads
Maryborough area - including...
Aldershot
Bauple - Gundiah - Glenwood
Boonooroo - Maaroom - Tuan
Fraser Island - Great Sandy Straits
Howard - Torbanlea - Pacific Have... Owanyilla - Antigua - Mungar
Oakhurst
Poona - Tinnanbar
St Helens - Dundathu District
Sunshine Acres - Walligan - Takura District
Aramara - Brooweena - Woocoo - Teebar
Tiaro
Tinana
Burrum Town - Burrum River
QLD Resident - Out of Fraser Coast Area
Other State - Out of Fraser Coast Area
Other (please specify)
0%
10%
20%
30%
40%
50%
60%
70%
80%
90%
100%

Answer Choices	Percentage	Responses
Urangan	7.14%	3
Torquay	23.81%	10
Scarness	7.14%	3
Pialba	0%	0
Point Vernon	11.90%	5
Eli Waters	4.76%	2
Urraween	2.38%	1
Kawungan	0%	0
Wondunna	7.14%	3
Nikenbah	0%	0
Craignish - Dundowran - Dundowran Beach	0%	0
Burrum Heads - Toogoom	2.38%	1
Booral - River Heads	2.38%	1
Maryborough area - including Granville	14.29%	6
Aldershot	2.38%	1
Bauple - Gundiah - Glenwood	0%	0
Boonooroo - Maaroom - Tuan	0%	0
Fraser Island - Great Sandy Straits	2.38%	1
Howard - Torbanlea - Pacific Haven District	4.76%	2
Owanyilla - Antigua - Mungar	0%	0
Oakhurst	0%	0
Poona - Tinnanbar	0%	0
St Helens - Dundathu District	0%	0
Sunshine Acres - Walligan - Takura District	0%	0
Aramara - Brooweena - Woocoo - Teebar	0%	0
Tiaro	0%	0
Tinana	0%	0
Burrum Town - Burrum River	0%	0
QLD Resident - Out of Fraser Coast Area	4.76%	2
Other State - Out of Fraser Coast Area	0%	0
Other (please specify) Show responses	2.38%	1
Total		**42**

Q5 How are you connected to the Torquay Foreshore/ Hervey Bay Esplanade? (Multi choice - Please select all that apply to you.)

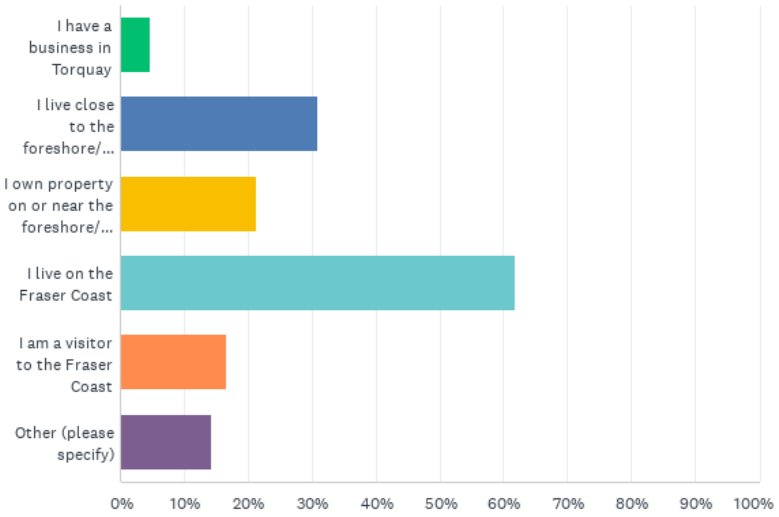

Answer Choices	Percentage	Responses
I have a business in Torquay	4.76%	2
I live close to the foreshore/ Hervey Bay Esplanade	30.95%	13
I own property on or near the foreshore/ Hervey Bay Esplanade	21.43%	9
I live on the Fraser Coast	61.90%	26
I am a visitor to the Fraser Coast	16.67%	7
Other (please specify) Show responses	14.29%	6
Total		**42**

Q6 Do you identify as:

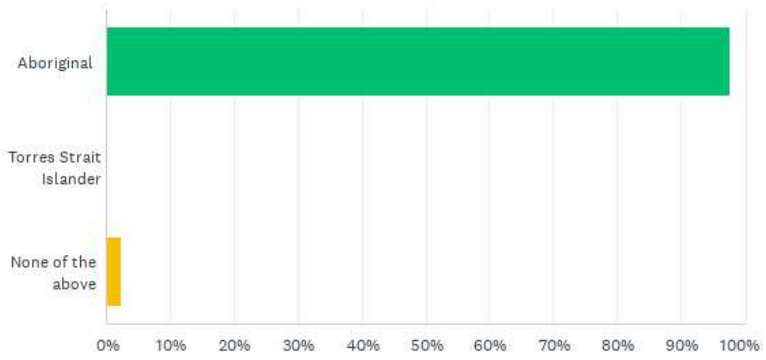

Answer Choices	Percentage	Responses
Aboriginal	97.62%	41
Torres Strait Islander	0%	0
None of the above	2.38%	1
Total		**42**

Q7 Do you identify as Butchulla?

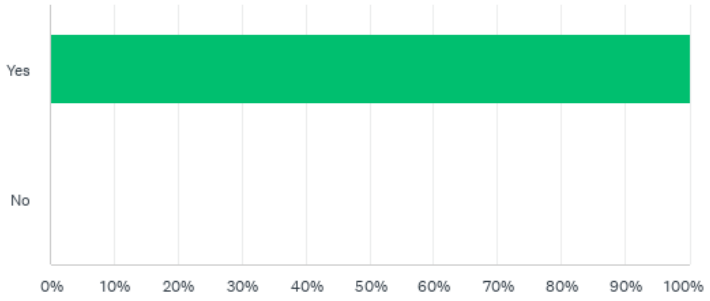

Answer Choices	Percentage	Responses
Yes	100.00%	42
No	0%	0
Total		**42**

Q8 How do you currently use the Torquay foreshore / caravan park area? (Multiple choice - please select all that apply to you)

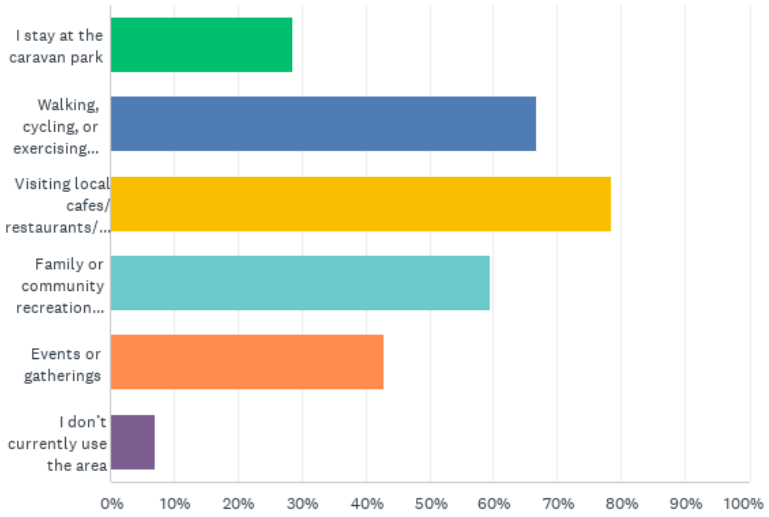

Answer Choices	Percentage	Responses
I stay at the caravan park	28.57%	12
Walking, cycling, or exercising along the Hervey Bay Esplanade	66.67%	28
Visiting local cafes/ restaurants/ shops	78.57%	33
Family or community recreation (picnics, beach access, playgrounds)	59.52%	25
Events or gatherings	42.86%	18
I don't currently use the area	7.14%	3
Total		**42**

Q9 How often do you use the Torquay Foreshore?

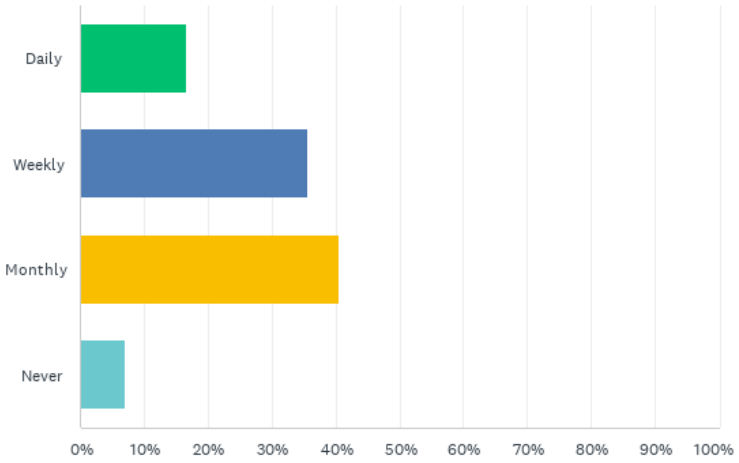

Answer Choices	Percentage	Responses
Daily	16.67%	7
Weekly	35.71%	15
Monthly	40.48%	17
Never	7.14%	3
Total		**42**

Q10 What do you value most about the Torquay foreshore today? (Multiple Choice - Please select all that apply to you)

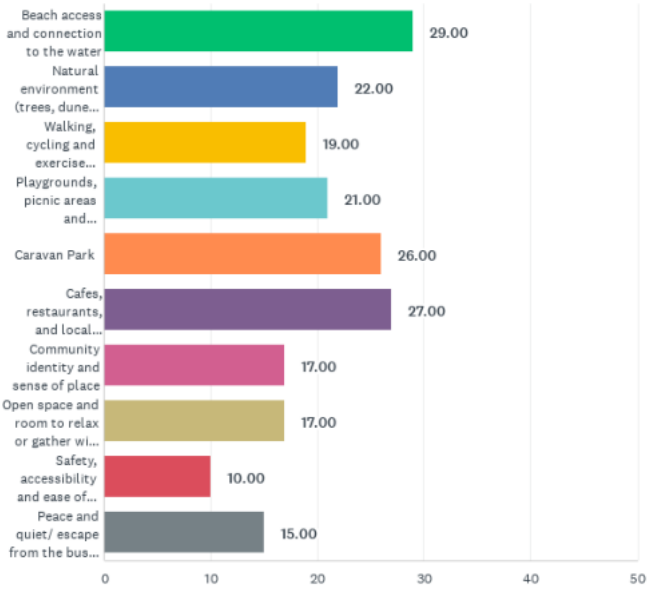

Answer Choices	Percentage	Responses
Beach access and connection to the water	69.05%	29
Natural environment (trees, dunes, wildlife, coastal setting)	52.38%	22
Walking, cycling and exercise opportunities along the Esplanade	45.24%	19
Playgrounds, picnic areas and family-friendly spaces	50.00%	21
Caravan Park	61.90%	26
Cafes, restaurants, and local businesses along the foreshore	64.29%	27
Community identity and sense of place	40.48%	17
Open space and room to relax or gather with others	40.48%	17
Safety, accessibility and ease of getting around	23.81%	10
Peace and quiet/ escape from the busy areas	35.71%	15
Total		**42**

Q11 If you stay at the Torquay Caravan Park – How often do you visit?

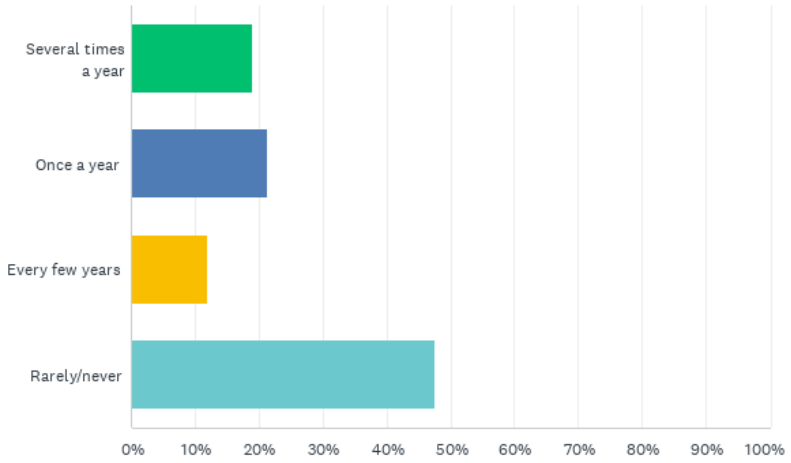

Answer Choices	Percentage	Responses
Several times a year	19.05%	8
Once a year	21.43%	9
Every few years	11.90%	5
Rarely/never	47.62%	20
Total		**42**

Q12 Do you believe Council should provide additional parkland on the Hervey Bay Esplanade?

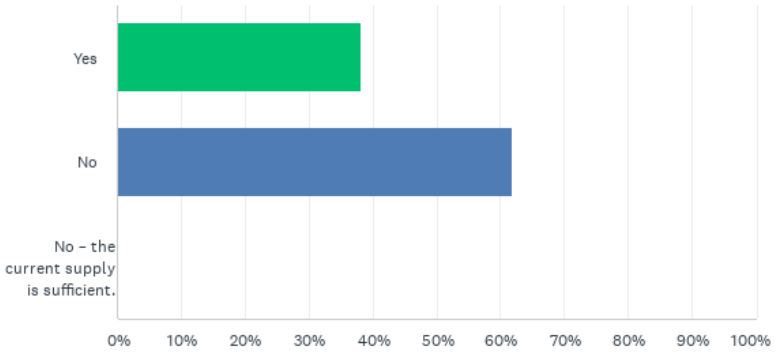

Answer Choices	Percentage	Responses
Yes	38.10%	16
No	61.90%	26
No – the current supply is sufficient.	0%	0
Total		**42**

Q13 Do you believe Council should provide additional water sports facilities for community groups on the Hervey Bay Esplanade?

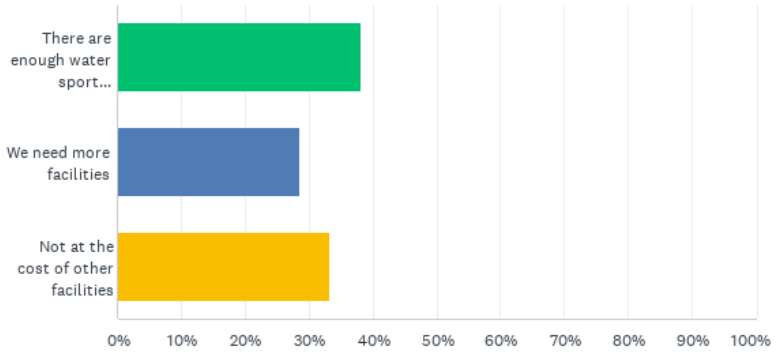

Answer Choices	Percentage	Responses
There are enough water sport facilities	38.10%	16
We need more facilities	28.57%	12
Not at the cost of other facilities	33.33%	14
Total		**42**

Q14 Do you believe that there are enough Caravan Parks in Hervey Bay?

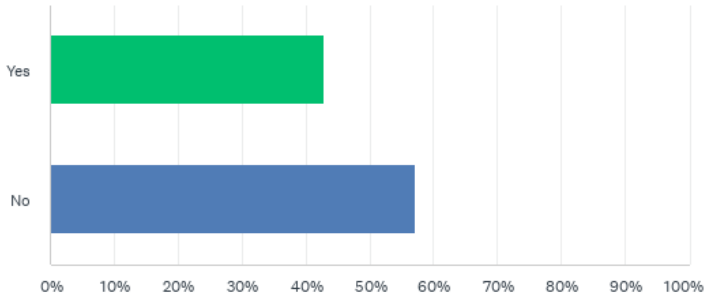

Answer Choices	Percentage	Responses
Yes	42.86%	18
No	57.14%	24
Total		**42**

Q15 How important is it that caravan parks remain on the Hervey Bay Esplanade?

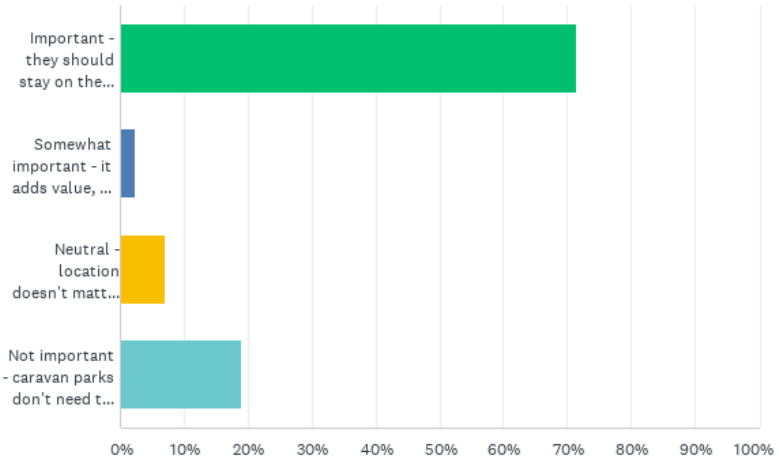

Answer Choices	Percentage	Responses
Important - they should stay on the Hervey Bay Esplanade as a key part of the foreshore	71.43%	30
Somewhat important - it adds value, but not essential if good alternatives exist elsewhere	2.38%	1
Neutral - location doesn't matter if there are quality caravan parks in Hervey Bay	7.14%	3
Not important - caravan parks don't need to be on the Hervey Bay Esplanade	19.05%	8
Total		**42**

Q16 What features do you think should be included if the Torquay Caravan Park is refurbished? (Multiple Choice - Please choose all that apply to you)

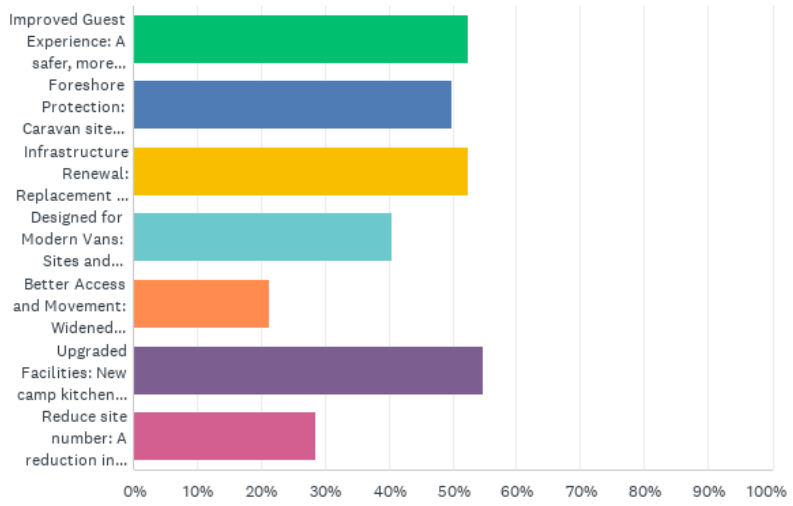

Answer Choices	Percentage	Responses
Improved Guest Experience: A safer, more comfortable stay with reconfigured layouts, upgraded site sizes, and better access from the Esplanade.	52.38%	22
Foreshore Protection: Caravan sites set back from the foreshore.	50.00%	21
Infrastructure Renewal: Replacement of ageing underground services, roads, pathways and facilities, bringing the park up to modern standards.	52.38%	22
Designed for Modern Vans: Sites and layouts upgraded to suit contemporary caravans and larger RVs, meeting evolving visitor needs.	40.48%	17
Better Access and Movement: Widened internal roads and traffic improvements, particularly along the Esplanade.	21.43%	9
Upgraded Facilities: New camp kitchen, modern amenities, manager's office, and BBQ shelters to enhance convenience and comfort.	54.76%	23
Reduce site number: A reduction in the number of sites from 90 to 62 sites to ensure the overall caravan park does not encroach beyond its land boundary.	28.57%	12
Show comments		
Total		**42**

Q17 How often would you use the Torquay Caravan Park if it was refurbished?

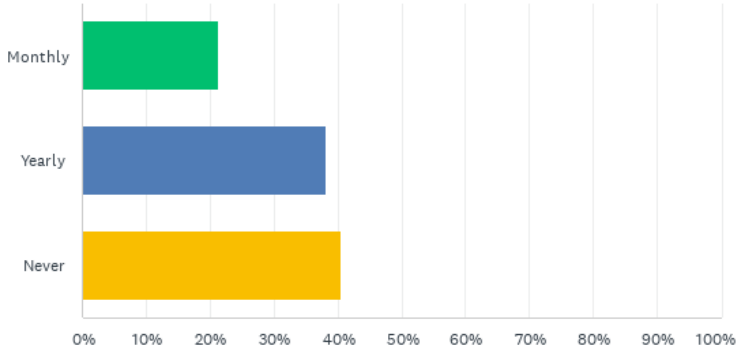

Answer Choices	Percentage	Responses
Monthly	21.43%	9
Yearly	38.10%	16
Never	40.48%	17
Total		**42**

Q18 Do you have any concerns with the Torquay Caravan Park?

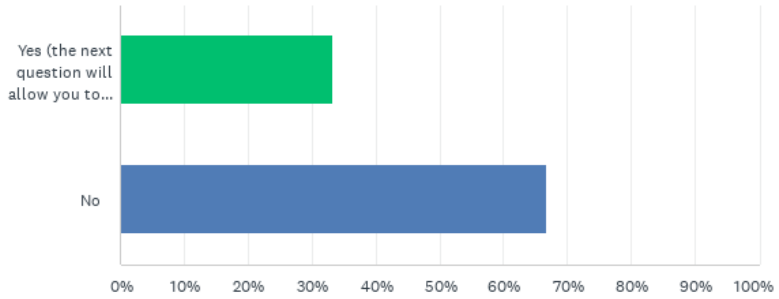

Answer Choices	Percentage	Responses
Yes (the next question will allow you to provide your top three concerns)	33.33%	14
No	66.67%	28
Total		**42**

You answered "Yes" to having concerns - Please list your top three below.

Answered: 14 Skipped: 28

ANSWER CHOICES		RESPONSES	
1	Responses	100.00%	14
2	Responses	78.57%	11
3	Responses	64.29%	9

Q20 How important is it that Open Space areas remain on the Hervey Bay Esplanade?

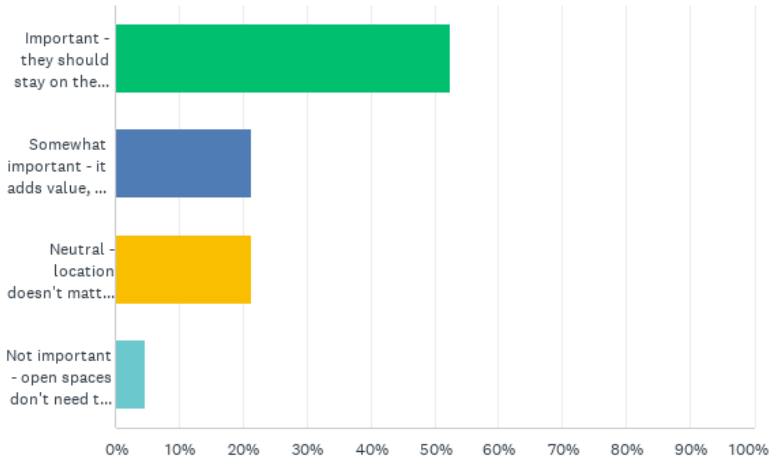

Answer Choices	Percentage	Responses
Important - they should stay on the Hervey Bay Esplanade as a key part of the foreshore	52.38%	22
Somewhat important - it adds value, but not essential if good alternatives exist elsewhere	21.43%	9
Neutral - location doesn't matter if there are quality open spaces in Hervey Bay	21.43%	9
Not important - open spaces don't need to be on the Hervey Bay Esplanade	4.76%	2
Total		**42**

Q21 What features should be included if the Torquay Caravan Park is redeveloped as Open Space? (Multiple Choice - Please choose all that apply to you)

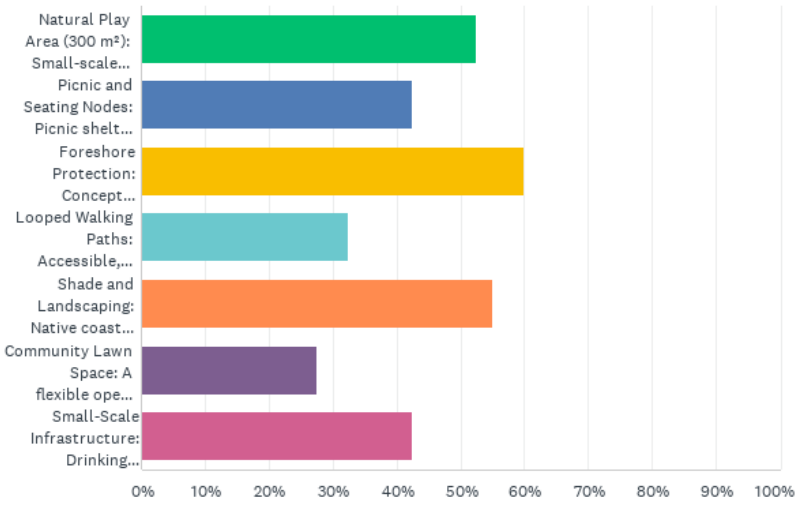

Answer Choices	Percentage	Responses
Natural Play Area (300 m²): Small-scale play equipment with a focus on climbing, swinging, and imaginative play, shaded by existing or new tree canopy.	52.50%	21
Picnic and Seating Nodes: Picnic shelters with integrated tables, benches, and nearby open lawn for informal games.	42.50%	17
Foreshore Protection: Concept provides for foreshore protection.	60.00%	24
Looped Walking Paths: Accessible, safe pedestrian paths connecting to adjoining neighbourhoods, promoting walking and local exercise.	32.50%	13
Shade and Landscaping: Native coastal plant palette providing shade, biodiversity, and visual interest.	55.00%	22
Community Lawn Space: A flexible open area for picnics, casual games, or small community activities.	27.50%	11
Small-Scale Infrastructure: Drinking fountain, bike racks, bin stations, safety lighting.	42.50%	17
Show comments		
Total		**40**

Q22 How often would you use the space if it was redeveloped as open space?

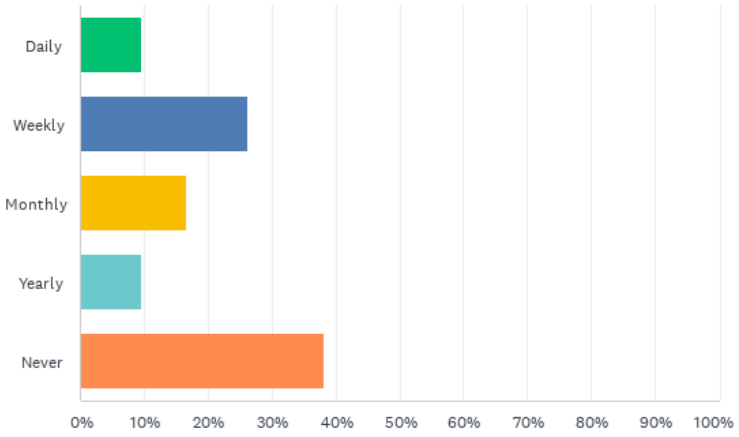

Answer Choices	Percentage	Responses
Daily	9.52%	4
Weekly	26.19%	11
Monthly	16.67%	7
Yearly	9.52%	4
Never	38.10%	16
Total		**42**

Q23 Do you have any concerns with the Open Space proposed concept?

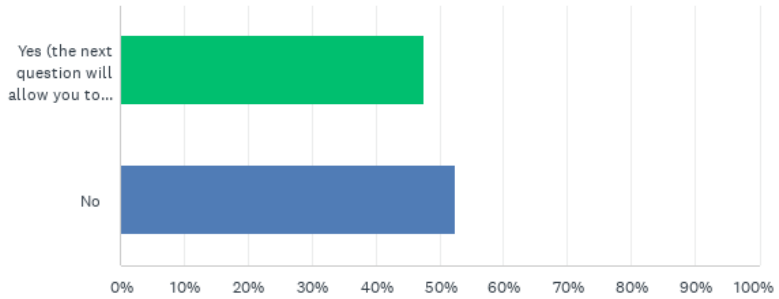

Answer Choices	Percentage	Responses
Yes (the next question will allow you to provide your top three concerns)	47.62%	20
No	52.38%	22
Total		**42**

Q25 How important is it that Premium Playground and Recreational Hub areas remain on the Hervey Bay Esplanade?

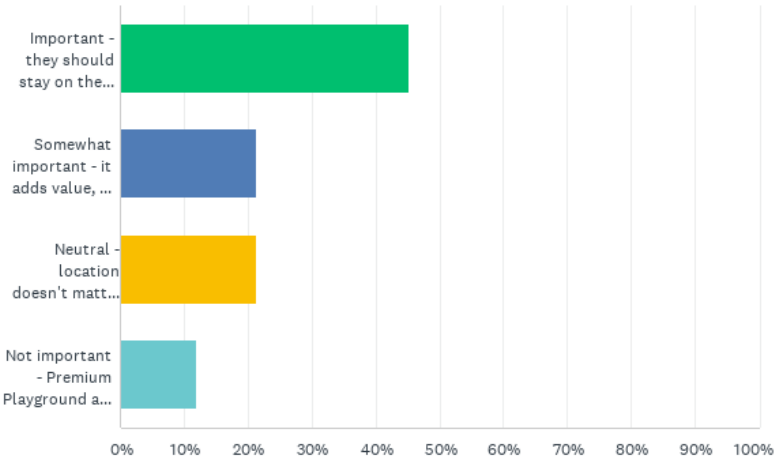

Answer Choices	Percentage	Responses
Important - they should stay on the Hervey Bay Esplanade as a key part of the foreshore	45.24%	19
Somewhat important - it adds value, but not essential if good alternatives exist elsewhere	21.43%	9
Neutral - location doesn't matter if there are quality Premium Playground and Recreational Hubs in Hervey Bay	21.43%	9
Not important - Premium Playground and Recreational Hub areas don't need to be on the Hervey Bay Esplanade	11.90%	5
Total		**42**

Q26 What features should be included if the Torquay Caravan Park is redeveloped as a Premium Playground and Recreational Hub? (Multiple Choice - Please choose all that apply to you)

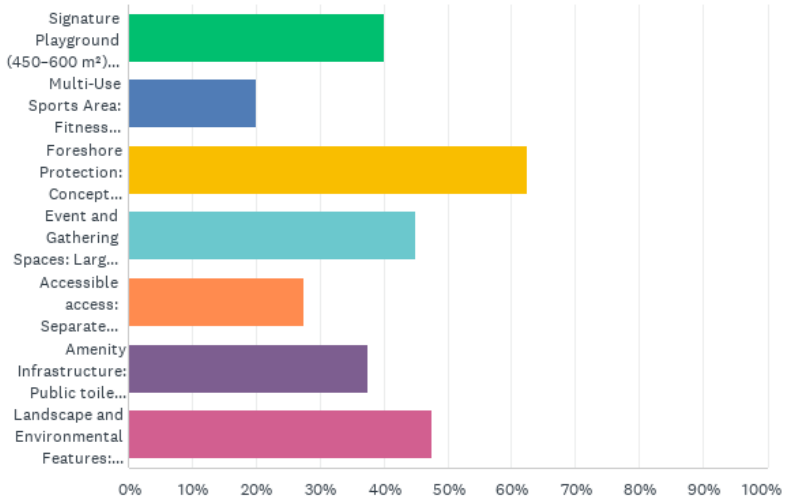

Answer Choices	Percentage	Responses
Signature Playground (450–600 m²): Adventure or nature-based play elements with diverse age appeal, including climbing structures, water play, and sensory zones.	40.00%	16
Multi-Use Sports Area: Fitness stations, and open lawn for flexible sports or yoga.	20.00%	8
Foreshore Protection: Concept provides for foreshore protection.	62.50%	25
Event and Gathering Spaces: Large picnic shelters, BBQ areas, and an event lawn for markets, performances, or community events	45.00%	18
Accessible access: Separate walking and bike paths, and public transport access.	27.50%	11
Amenity Infrastructure: Public toilets, wayfinding signage, drinking fountains, bins, and safety lighting.	37.50%	15
Landscape and Environmental Features: Coastal native planting, shade trees, water-sensitive urban design elements, and dune or shoreline protection.	47.50%	19
Show comments		
Total		**40**

Q27 How often would you use the space if it was redeveloped as a Premium Playground and Recreational Hub?

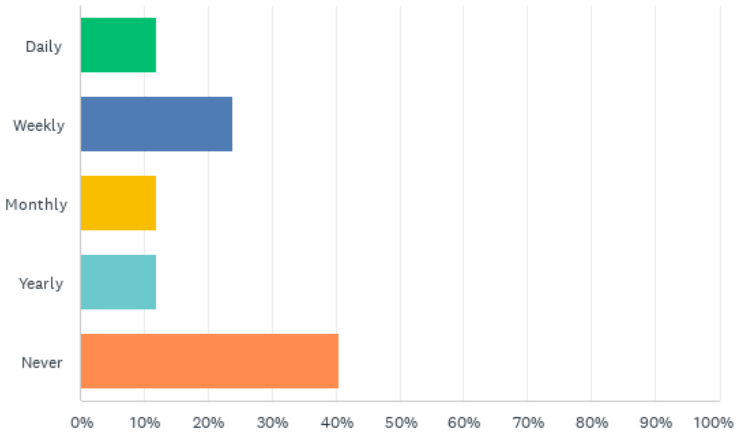

Answer Choices	Percentage	Responses
Daily	11.90%	5
Weekly	23.81%	10
Monthly	11.90%	5
Yearly	11.90%	5
Never	40.48%	17
Total		**42**

Q28 Do you have any concerns with the Premium Playground and Recreational Hub proposed concept?

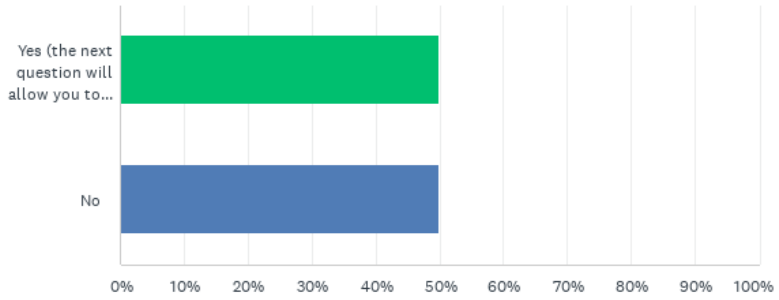

Answer Choices	Percentage	Responses
Yes (the next question will allow you to provide your top three concerns)	50.00%	21
No	50.00%	21
Total		**42**

You answered "Yes" to having concerns - Please list your top three below.

Answered: 20 Skipped: 22

ANSWER CHOICES		RESPONSES	
1	Responses	100.00%	20
2	Responses	85.00%	17
3	Responses	70.00%	14

Q30 Taking all things into consideration, what option for the Torquay Foreshore Site do you believe would provide the greatest benefit to the community?

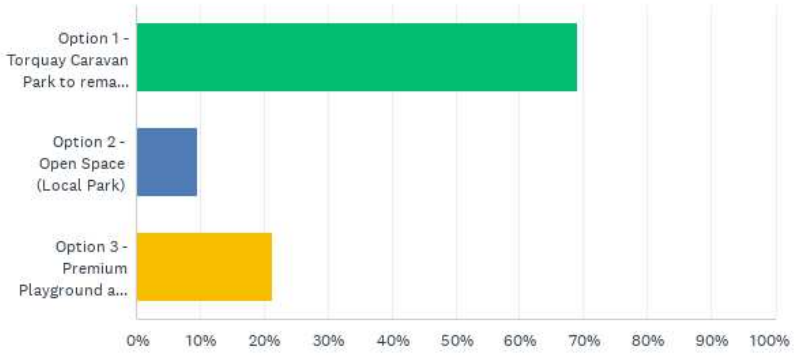

Answer Choices	Percentage	Responses
Option 1 - Torquay Caravan Park to remain and be refurbished	69%	29
Option 2 - Open Space (Local Park)	10%	4
Option 3 - Premium Playground and Recreational Hub (District Park)	21%	9
Total		**42**

Responses by Those Identifying as Having a Business in Torquay

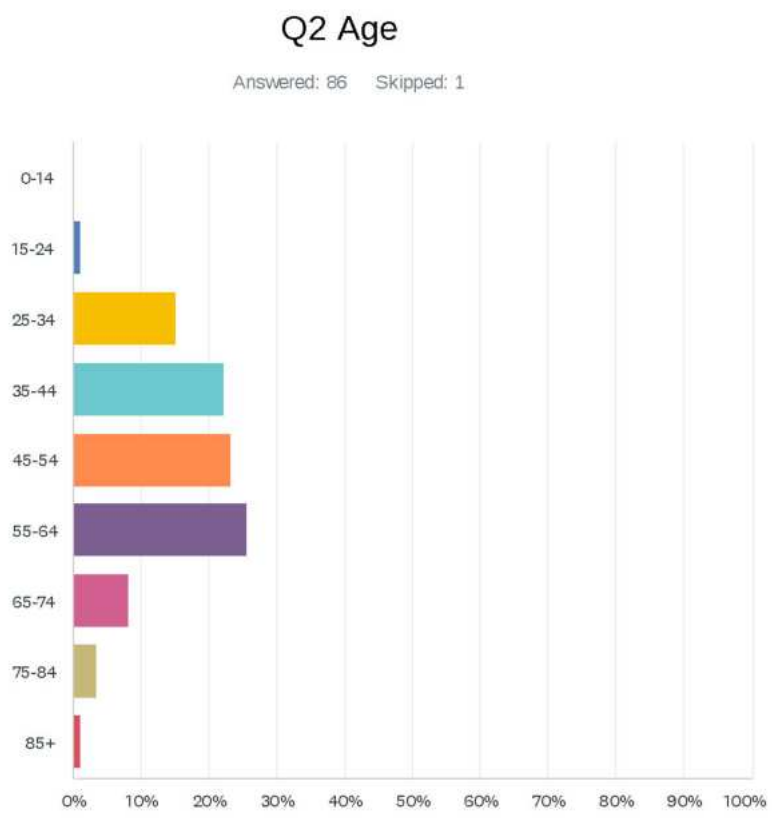

ANSWER CHOICES	RESPONSES	
0-14	0.00%	0
15-24	1.16%	1
25-34	15.12%	13
35-44	22.09%	19
45-54	23.26%	20
55-64	25.58%	22
65-74	8.14%	7
75-84	3.49%	3
85+	1.16%	1
TOTAL		86

Q3 Gender

Answered: 87 Skipped: 0

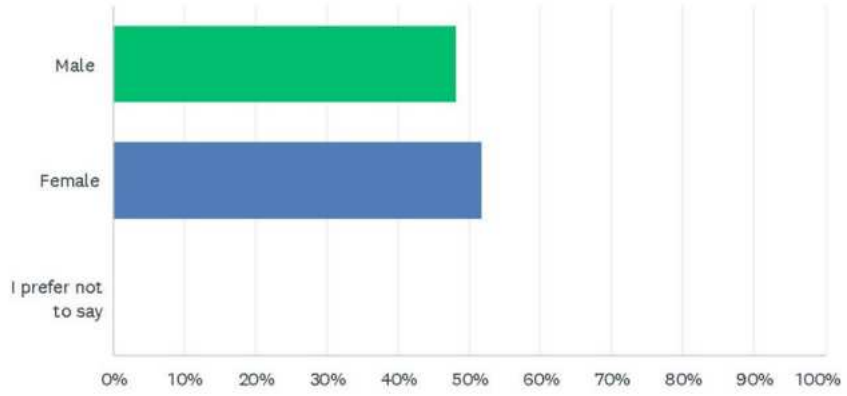

ANSWER CHOICES	RESPONSES	
Male	48.28%	42
Female	51.72%	45
I prefer not to say	0.00%	0
TOTAL		87

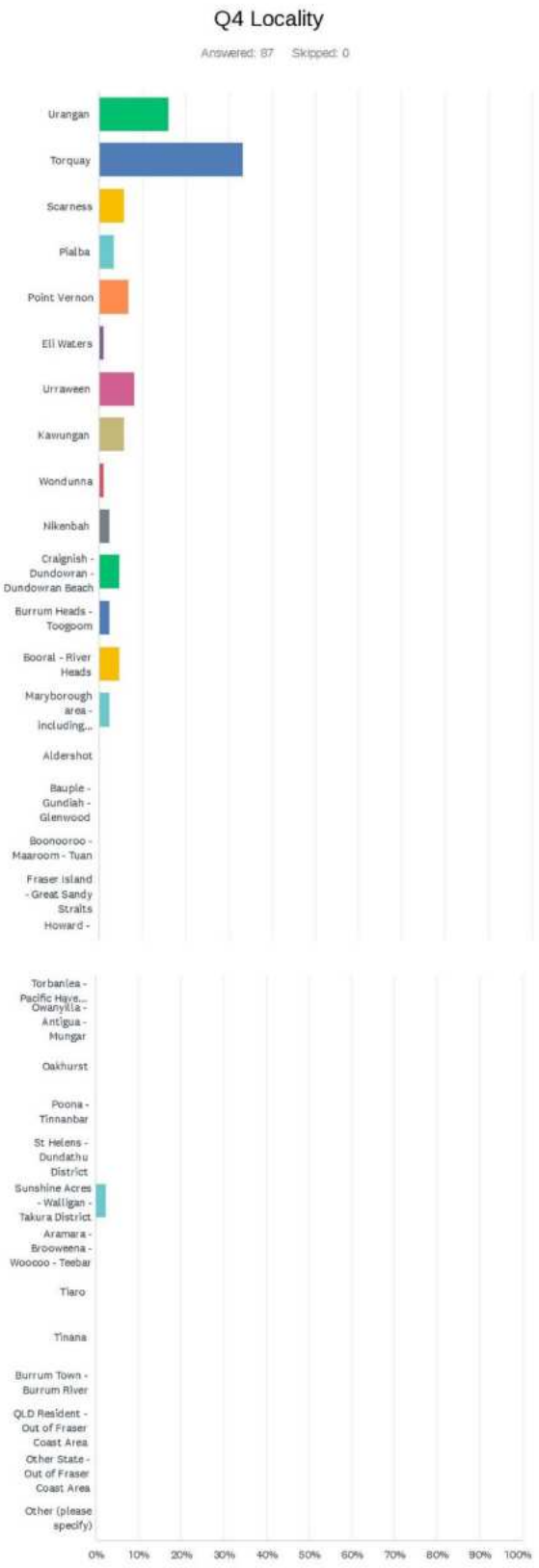
Q4 Locality
Answered: 87 Skipped: 0
Urangan
Torquay
Scarness
Pialba
Point Vernon
Eli Waters
Urraween
Kawungan
Wondunna
Nikenbah
Craignish - Dundowran - Dundowran Beach
Burrum Heads - Toogoom
Booral - River Heads
Maryborough area - including...
Aldershot
Bauple - Gundiah - Glenwood
Boonooroo - Maaroom - Tuan
Fraser Island - Great Sandy Straits
Howard -
Torbanlea - Pacific Have... Owanyilla - Antigua - Mungar
Oakhurst
Poona - Tinnanbar
St Helens - Dundathu District
Sunshine Acres - Walligan - Takura District
Aramara - Brooweena - Woocoo - Teebar
Tiaro
Tinana
Burrum Town - Burrum River
QLD Resident - Out of Fraser Coast Area
Other State - Out of Fraser Coast Area
Other (please specify)
0% 10% 20% 30% 40% 50% 60% 70% 80% 90% 100%

ANSWER CHOICES	RESPONSES	
Urangan	16.09%	14
Torquay	33.33%	29
Scarness	5.75%	5
Pialba	3.45%	3
Point Vernon	6.90%	6
Eli Waters	1.15%	1
Urraween	8.05%	7
Kawungan	5.75%	5
Wondunna	1.15%	1
Nikenbah	2.30%	2
Craignish - Dundowran - Dundowran Beach	4.60%	4
Burrum Heads - Toogoom	2.30%	2
Booral - River Heads	4.60%	4
Maryborough area - including Granville	2.30%	2
Aldershot	0.00%	0
Bauple - Gundiah - Glenwood	0.00%	0
Boonooroo - Maaroom - Tuan	0.00%	0
Fraser Island - Great Sandy Straits	0.00%	0
Howard - Torbanlea - Pacific Haven District	0.00%	0
Owanyilla - Antigua - Mungar	0.00%	0
Oakhurst	0.00%	0
Poona - Tinnanbar	0.00%	0
St Helens - Dundathu District	0.00%	0
Sunshine Acres - Walligan - Takura District	2.30%	2
Aramara - Brooweena - Woocoo - Teebar	0.00%	0
Tiaro	0.00%	0
Tinana	0.00%	0
Burrum Town - Burrum River	0.00%	0
QLD Resident - Out of Fraser Coast Area	0.00%	0
Other State - Out of Fraser Coast Area	0.00%	0
Other (please specify)	0.00%	0
TOTAL		87

Q5 How are you connected to the Torquay Foreshore/ Hervey Bay Esplanade? (Multi choice - Please select all that apply to you.)

Answered: 87 Skipped: 0

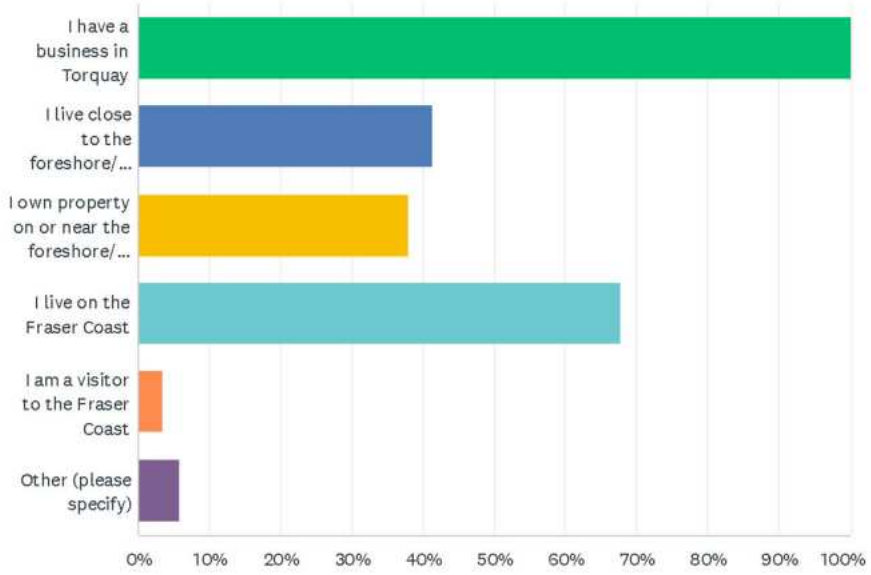

ANSWER CHOICES	RESPONSES	
I have a business in Torquay	100.00%	87
I live close to the foreshore/ Hervey Bay Esplanade	41.38%	36
I own property on or near the foreshore/ Hervey Bay Esplanade	37.93%	33
I live on the Fraser Coast	67.82%	59
I am a visitor to the Fraser Coast	3.45%	3
Other (please specify)	5.75%	5
Total Respondents: 87		

Q6 Do you identify as:

Answered: 87 Skipped: 0

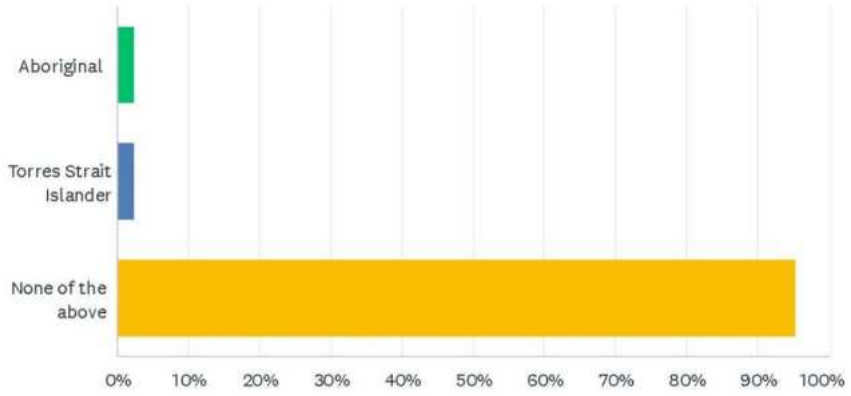

ANSWER CHOICES	RESPONSES	
Aboriginal	2.30%	2
Torres Strait Islander	2.30%	2
None of the above	95.40%	83
TOTAL		87

Q7 Do you identify as Butchulla?

Answered: 2 Skipped: 85

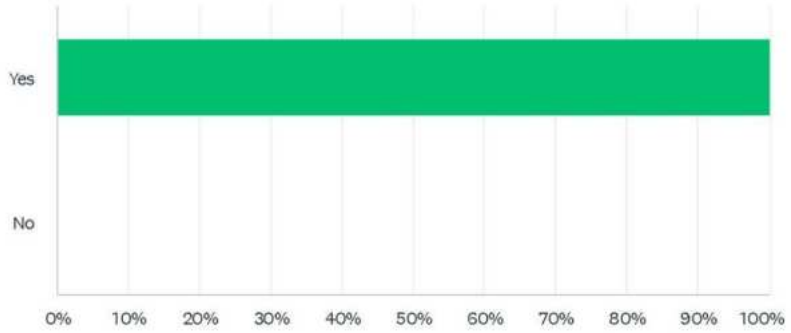

ANSWER CHOICES	RESPONSES	
Yes	100.00%	2
No	0.00%	0
TOTAL		2

Q8 How do you currently use the Torquay foreshore / caravan park area? (Multiple choice - please select all that apply to you)

Answered: 87 Skipped: 0

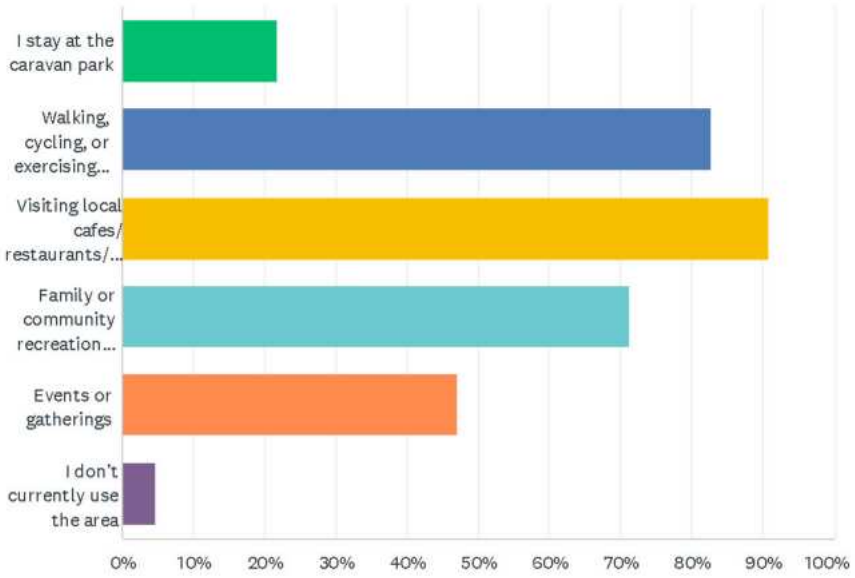

ANSWER CHOICES	RESPONSES	
I stay at the caravan park	21.84%	19
Walking, cycling, or exercising along the Hervey Bay Esplanade	82.76%	72
Visiting local cafes/ restaurants/ shops	90.80%	79
Family or community recreation (picnics, beach access, playgrounds)	71.26%	62
Events or gatherings	47.13%	41
I don't currently use the area	4.60%	4
Total Respondents: 87		

Q9 How often do you use the Torquay Foreshore?

Answered: 87 Skipped: 0

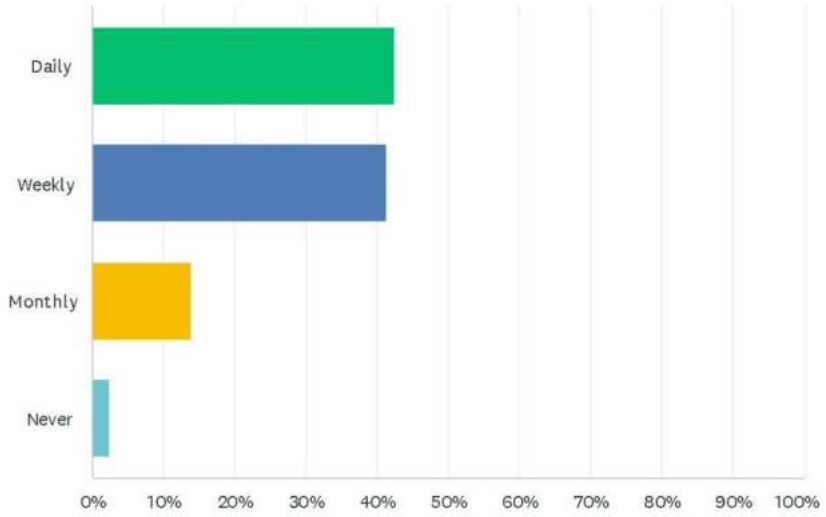

ANSWER CHOICES	RESPONSES	
Daily	42.53%	37
Weekly	41.38%	36
Monthly	13.79%	12
Never	2.30%	2
TOTAL		87

Q10 What do you value most about the Torquay foreshore today? (Multiple Choice - Please select all that apply to you)

Answered: 87 Skipped: 0

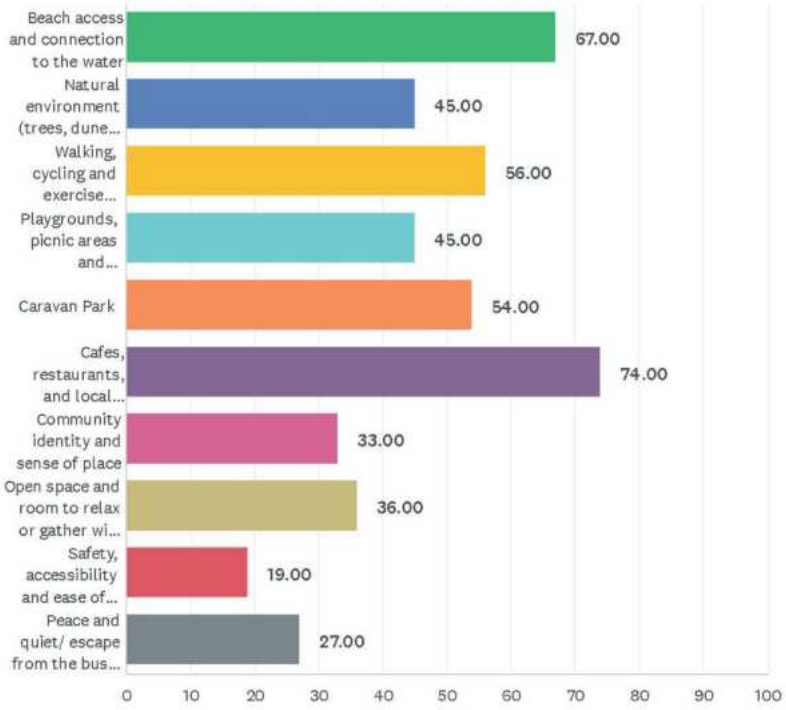

ANSWER CHOICES	RESPONSES	
Beach access and connection to the water	77.01%	67
Natural environment (trees, dunes, wildlife, coastal setting)	51.72%	45
Walking, cycling and exercise opportunities along the Esplanade	64.37%	56
Playgrounds, picnic areas and family-friendly spaces	51.72%	45
Caravan Park	62.07%	54
Cafes, restaurants, and local businesses along the foreshore	85.06%	74
Community identity and sense of place	37.93%	33
Open space and room to relax or gather with others	41.38%	36
Safety, accessibility and ease of getting around	21.84%	19
Peace and quiet/ escape from the busy areas	31.03%	27
Total Respondents: 87		

Q11 If you stay at the Torquay Caravan Park – How often do you visit?

Answered: 86 Skipped: 1

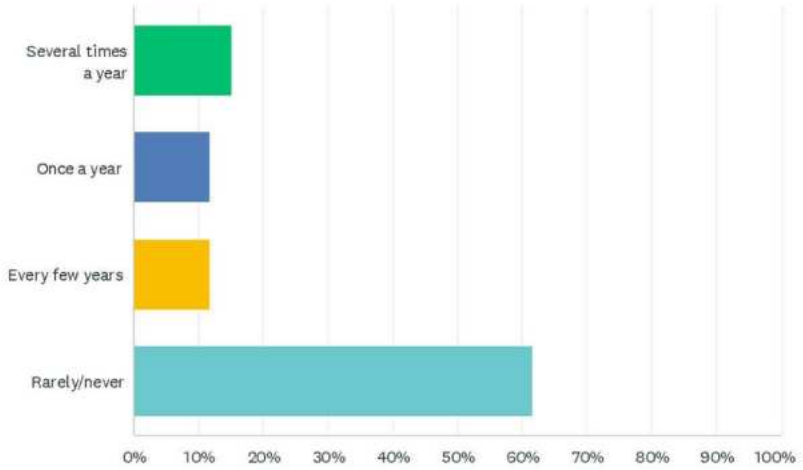

ANSWER CHOICES	RESPONSES	
Several times a year	15.12%	13
Once a year	11.63%	10
Every few years	11.63%	10
Rarely/never	61.63%	53
TOTAL		86

Q12 Do you believe Council should provide additional parkland on the Hervey Bay Esplanade?

Answered: 87 Skipped: 0

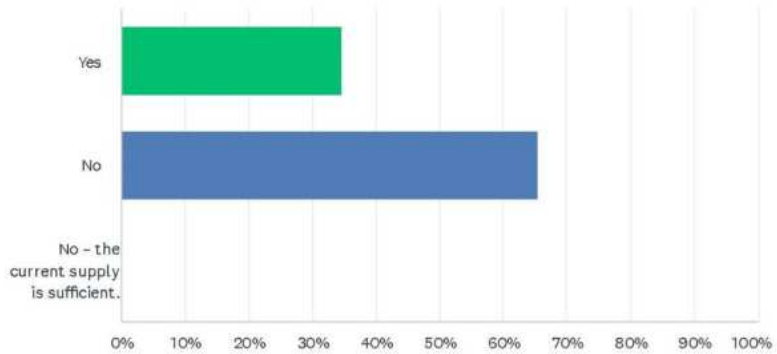

ANSWER CHOICES	RESPONSES	
Yes	34.48%	30
No	65.52%	57
No – the current supply is sufficient.	0.00%	0
TOTAL		87

Q13 Do you believe Council should provide additional water sports facilities for community groups on the Hervey Bay Esplanade?

Answered: 87 Skipped: 0

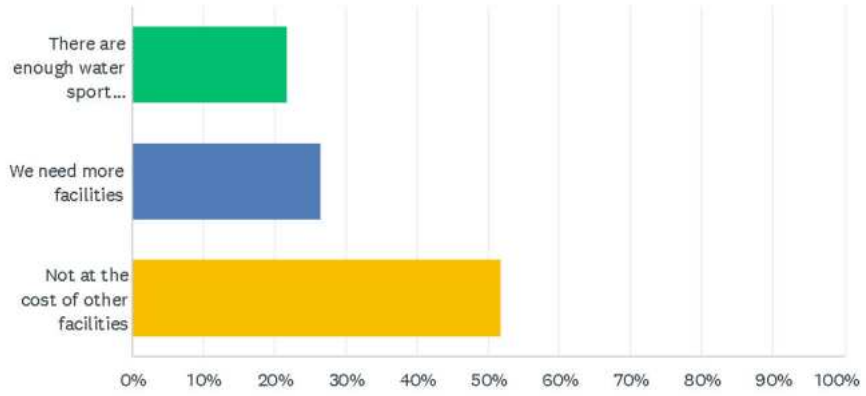

ANSWER CHOICES	RESPONSES	
There are enough water sport facilities	21.84%	19
We need more facilities	26.44%	23
Not at the cost of other facilities	51.72%	45
TOTAL		87

Q14 Do you believe that there are enough Caravan Parks in Hervey Bay?

Answered: 87 Skipped: 0

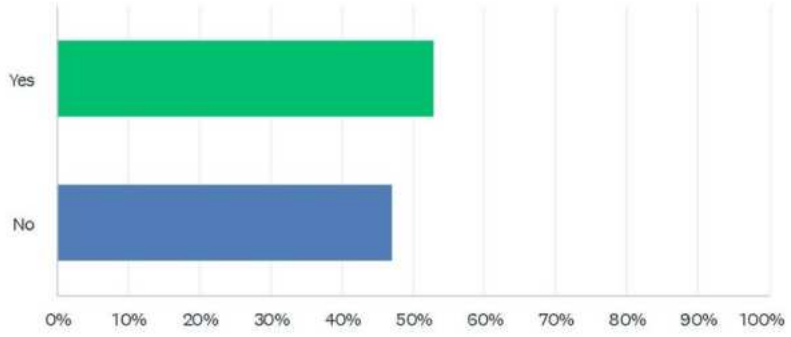

ANSWER CHOICES	RESPONSES	
Yes	52.87%	46
No	47.13%	41
TOTAL		87

Q15 How important is it that caravan parks remain on the Hervey Bay Esplanade?

Answered: 87 Skipped: 0

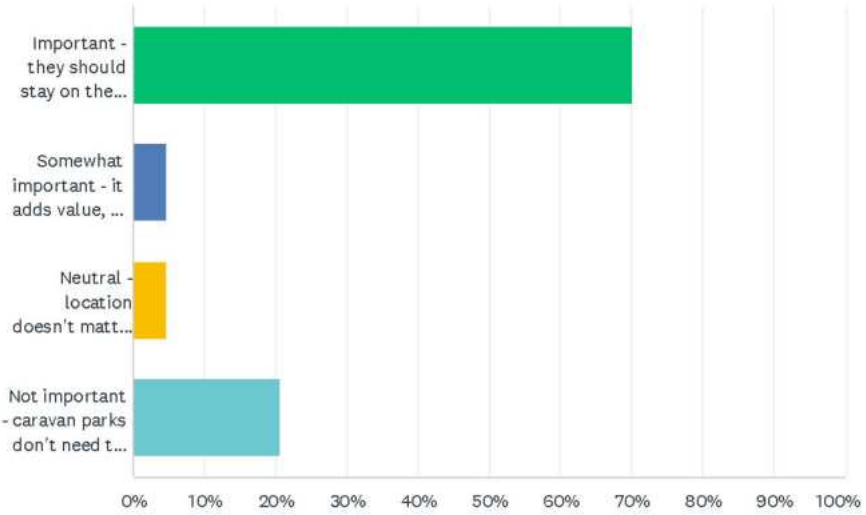

ANSWER CHOICES	RESPONSES	
Important - they should stay on the Hervey Bay Esplanade as a key part of the foreshore	70.11%	61
Somewhat important - it adds value, but not essential if good alternatives exist elsewhere	4.60%	4
Neutral - location doesn't matter if there are quality caravan parks in Hervey Bay	4.60%	4
Not important - caravan parks don't need to be on the Hervey Bay Esplanade	20.69%	18
TOTAL		87

Q16 What features do you think should be included if the Torquay Caravan Park is refurbished? (Multiple Choice - Please choose all that apply to you)

Answered: 86 Skipped: 1

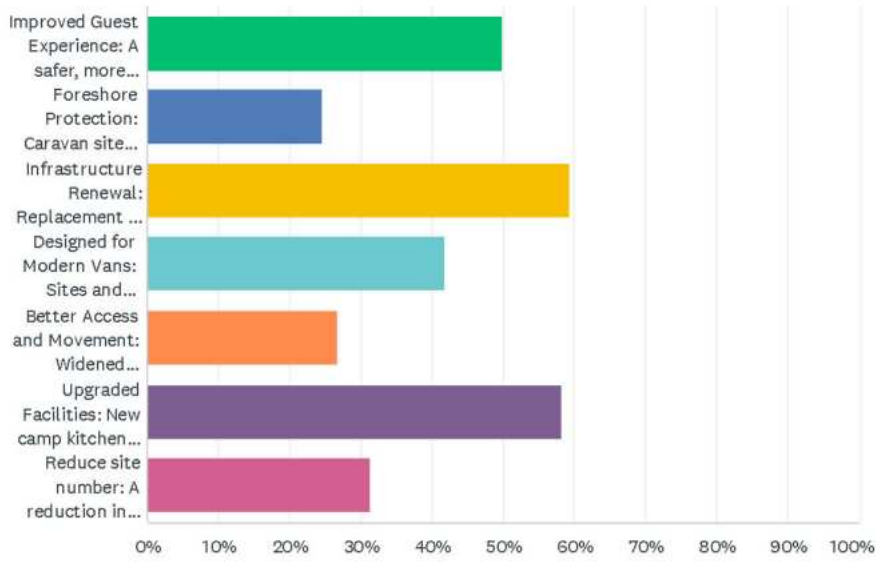

ANSWER CHOICES	RESPONSES	
Improved Guest Experience: A safer, more comfortable stay with reconfigured layouts, upgraded site sizes, and better access from the Esplanade.	50.00%	43
Foreshore Protection: Caravan sites set back from the foreshore.	24.42%	21
Infrastructure Renewal: Replacement of ageing underground services, roads, pathways and facilities, bringing the park up to modern standards.	59.30%	51
Designed for Modern Vans: Sites and layouts upgraded to suit contemporary caravans and larger RVs, meeting evolving visitor needs.	41.86%	36
Better Access and Movement: Widened internal roads and traffic improvements, particularly along the Esplanade.	26.74%	23
Upgraded Facilities: New camp kitchen, modern amenities, manager's office, and BBQ shelters to enhance convenience and comfort.	58.14%	50
Reduce site number: A reduction in the number of sites from 90 to 62 sites to ensure the overall caravan park does not encroach beyond its land boundary.	31.40%	27
Total Respondents: 86		

Q17 How often would you use the Torquay Caravan Park if it was refurbished?

Answered: 86 Skipped: 1

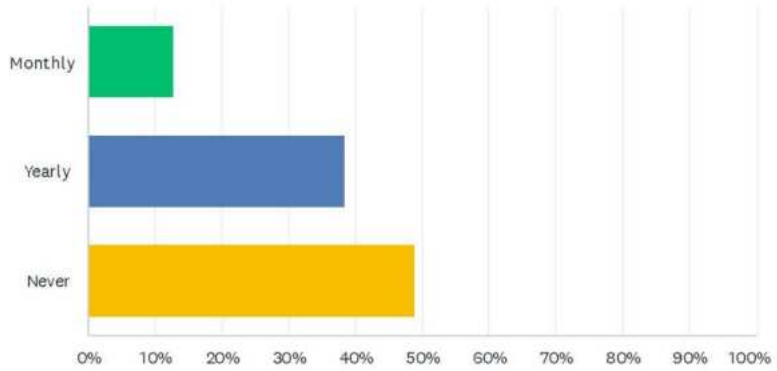

ANSWER CHOICES	RESPONSES	
Monthly	12.79%	11
Yearly	38.37%	33
Never	48.84%	42
TOTAL		86

Q18 Do you have any concerns with the Torquay Caravan Park?

Answered: 87 Skipped: 0

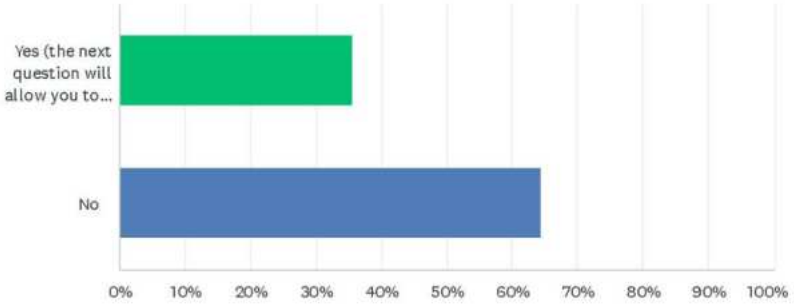

ANSWER CHOICES	RESPONSES	
Yes (the next question will allow you to provide your top three concerns)	35.63%	31
No	64.37%	56
TOTAL		87

Q19 You answered "Yes" to having concerns - Please list your top three below.

Answered: 31 Skipped: 56

ANSWER CHOICES	RESPONSES	
1	100.00%	31
2	90.32%	28
3	74.19%	23

Q20 How important is it that Open Space areas remain on the Hervey Bay Esplanade?

Answered: 87 Skipped: 0

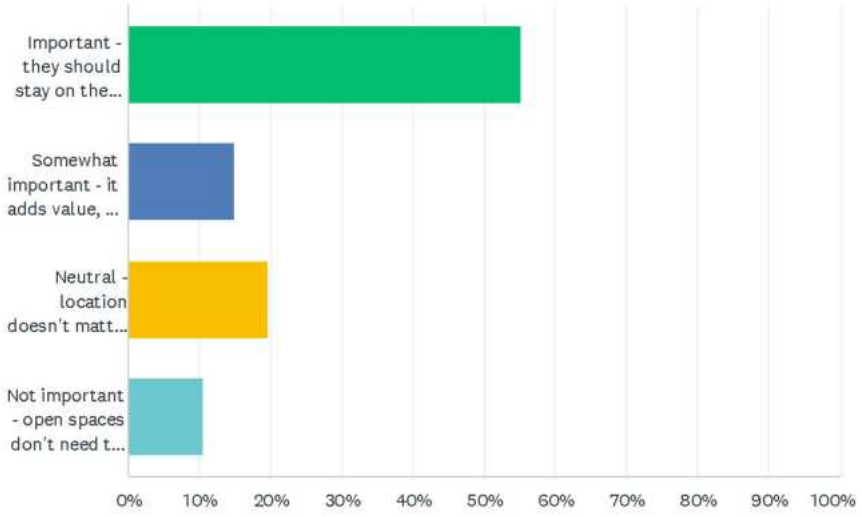

ANSWER CHOICES	RESPONSES	
Important - they should stay on the Hervey Bay Esplanade as a key part of the foreshore	55.17%	48
Somewhat important - it adds value, but not essential if good alternatives exist elsewhere	14.94%	13
Neutral - location doesn't matter if there are quality open spaces in Hervey Bay	19.54%	17
Not important - open spaces don't need to be on the Hervey Bay Esplanade	10.34%	9
TOTAL		87

Q21 What features should be included if the Torquay Caravan Park is redeveloped as Open Space? (Multiple Choice - Please choose all that apply to you)

Answered: 85 Skipped: 2

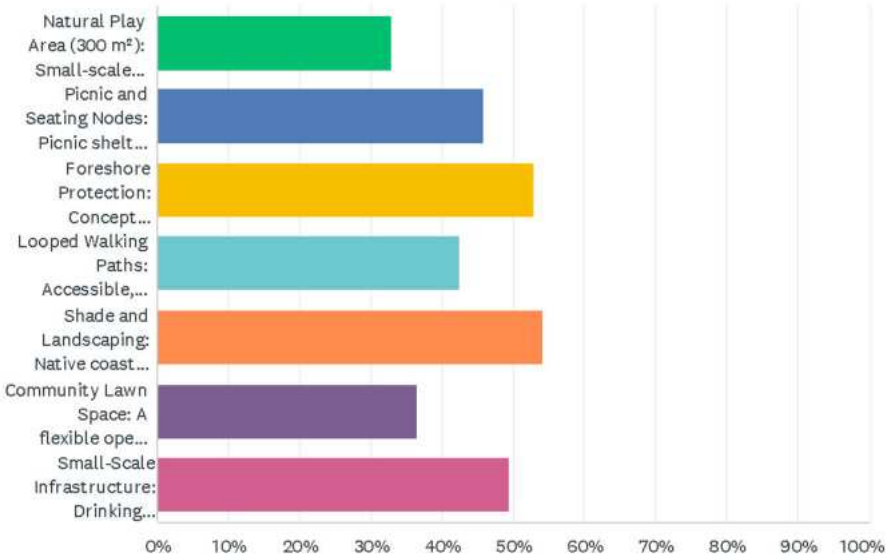

ANSWER CHOICES	RESPONSES	
Natural Play Area (300 m²): Small-scale play equipment with a focus on climbing, swinging, and imaginative play, shaded by existing or new tree canopy.	32.94%	28
Picnic and Seating Nodes: Picnic shelters with integrated tables, benches, and nearby open lawn for informal games.	45.88%	39
Foreshore Protection: Concept provides for foreshore protection.	52.94%	45
Looped Walking Paths: Accessible, safe pedestrian paths connecting to adjoining neighbourhoods, promoting walking and local exercise.	42.35%	36
Shade and Landscaping: Native coastal plant palette providing shade, biodiversity, and visual interest.	54.12%	46
Community Lawn Space: A flexible open area for picnics, casual games, or small community activities.	36.47%	31
Small-Scale Infrastructure: Drinking fountain, bike racks, bin stations, safety lighting.	49.41%	42
Total Respondents: 85		

Q22 How often would you use the space if it was redeveloped as open space?

Answered: 86 Skipped: 1

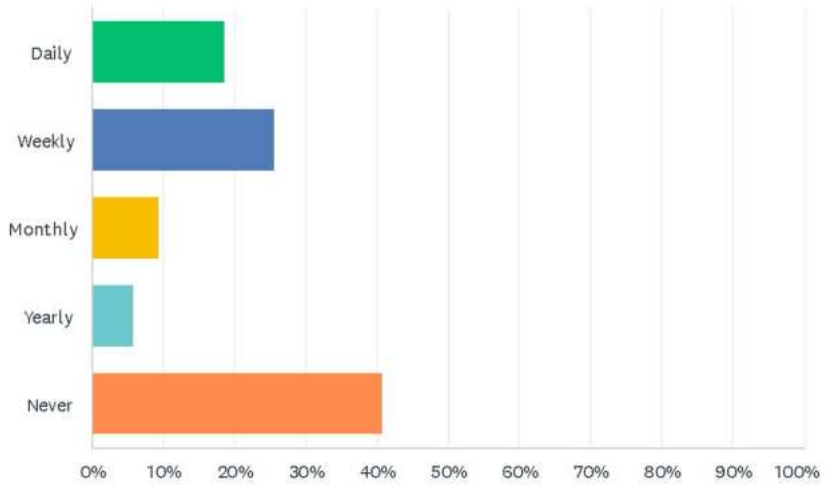

ANSWER CHOICES	RESPONSES	
Daily	18.60%	16
Weekly	25.58%	22
Monthly	9.30%	8
Yearly	5.81%	5
Never	40.70%	35
TOTAL		86

Q23 Do you have any concerns with the Open Space proposed concept?

Answered: 87 Skipped: 0

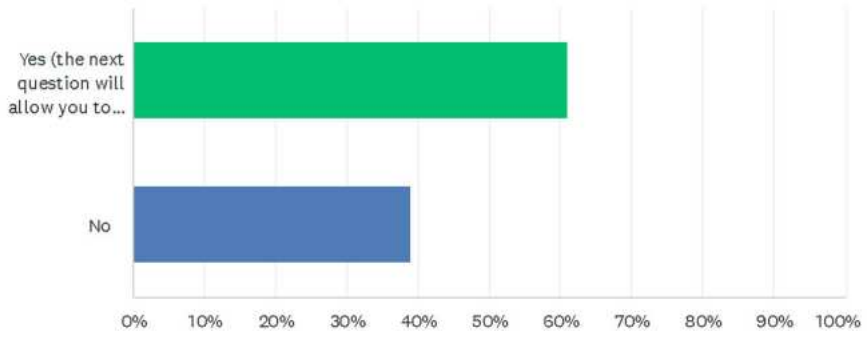

ANSWER CHOICES	RESPONSES	
Yes (the next question will allow you to provide your top three concerns)	60.92%	53
No	39.08%	34
TOTAL		87

Q24 You answered "Yes" to having concerns - Please list your top three below.

Answered: 53 Skipped: 34

ANSWER CHOICES	RESPONSES	
1	100.00%	53
2	86.79%	46
3	77.36%	41

Q25 How important is it that Premium Playground and Recreational Hub areas remain on the Hervey Bay Esplanade?

Answered: 87 Skipped: 0

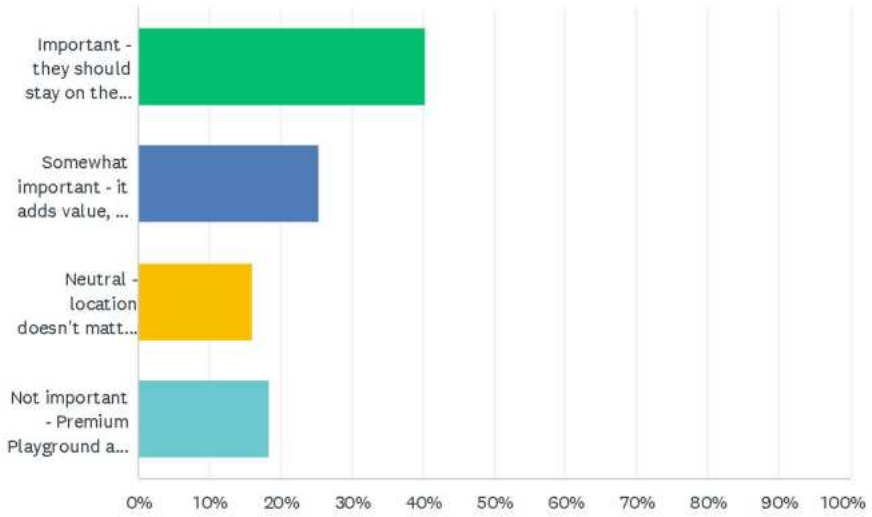

ANSWER CHOICES	RESPONSES	
Important - they should stay on the Hervey Bay Esplanade as a key part of the foreshore	40.23%	35
Somewhat important - it adds value, but not essential if good alternatives exist elsewhere	25.29%	22
Neutral - location doesn't matter if there are quality Premium Playground and Recreational Hubs in Hervey Bay	16.09%	14
Not important - Premium Playground and Recreational Hub areas don't need to be on the Hervey Bay Esplanade	18.39%	16
TOTAL		87

Q26 What features should be included if the Torquay Caravan Park is redeveloped as a Premium Playground and Recreational Hub? (Multiple Choice - Please choose all that apply to you)

Answered: 83 Skipped: 4

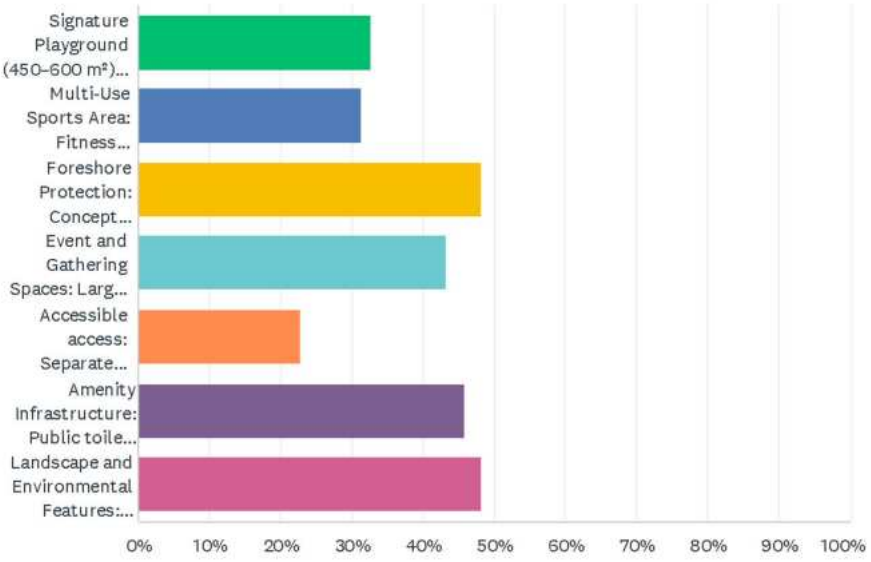

ANSWER CHOICES	RESPONSES	
Signature Playground (450–600 m²): Adventure or nature-based play elements with diverse age appeal, including climbing structures, water play, and sensory zones.	32.53%	27
Multi-Use Sports Area: Fitness stations, and open lawn for flexible sports or yoga.	31.33%	26
Foreshore Protection: Concept provides for foreshore protection.	48.19%	40
Event and Gathering Spaces: Large picnic shelters, BBQ areas, and an event lawn for markets, performances, or community events	43.37%	36
Accessible access: Separate walking and bike paths, and public transport access.	22.89%	19
Amenity Infrastructure: Public toilets, wayfinding signage, drinking fountains, bins, and safety lighting.	45.78%	38
Landscape and Environmental Features: Coastal native planting, shade trees, water-sensitive urban design elements, and dune or shoreline protection.	48.19%	40
Total Respondents: 83		

Q27 How often would you use the space if it was redeveloped as a Premium Playground and Recreational Hub?

Answered: 87 Skipped: 0

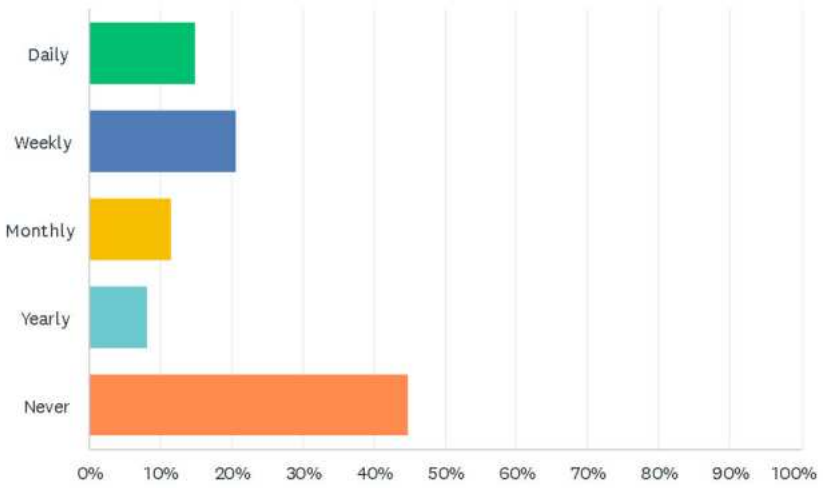

ANSWER CHOICES	RESPONSES	
Daily	14.94%	13
Weekly	20.69%	18
Monthly	11.49%	10
Yearly	8.05%	7
Never	44.83%	39
TOTAL		87

Q28 Do you have any concerns with the Premium Playground and Recreational Hub proposed concept?

Answered: 87 Skipped: 0

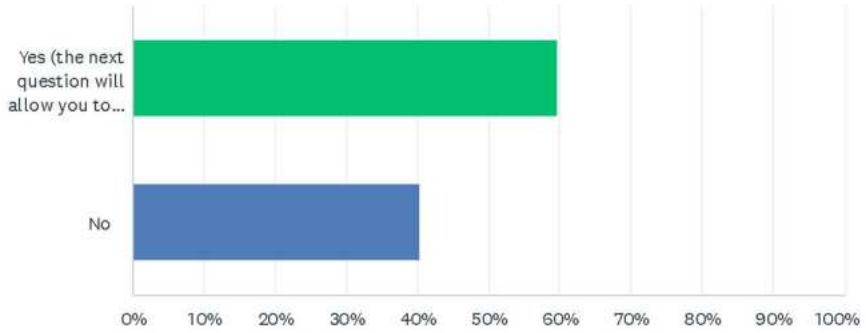

ANSWER CHOICES	RESPONSES	
Yes (the next question will allow you to provide your top three concerns)	59.77%	52
No	40.23%	35
TOTAL		87

Q29 You answered "Yes" to having concerns - Please list your top three below.

Answered: 51 Skipped: 36

ANSWER CHOICES	RESPONSES	
1	100.00%	51
2	68.63%	35
3	60.78%	31

Q30 Taking all things into consideration, what option for the Torquay Foreshore Site do you believe would provide the greatest benefit to the community?

Answered: 87 Skipped: 0

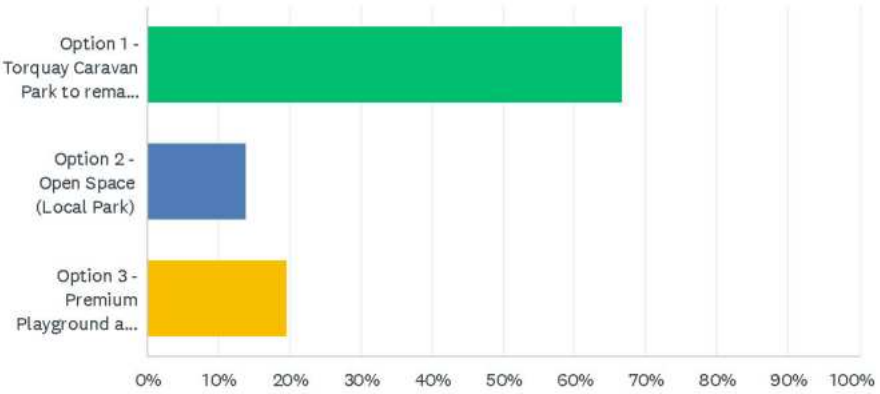

ANSWER CHOICES	RESPONSES	
Option 1 - Torquay Caravan Park to remain and be refurbished	67%	58
Option 2 - Open Space (Local Park)	14%	12
Option 3 - Premium Playground and Recreational Hub (District Park)	20%	17
TOTAL		87

Fraser Coast Region Compared to Out of Region Responses, by Age Group – Final Question CRI

Taking all things into consideration, what option for the Torquay Foreshore Site do you believe would provide the greatest benefit to the community?

In Region

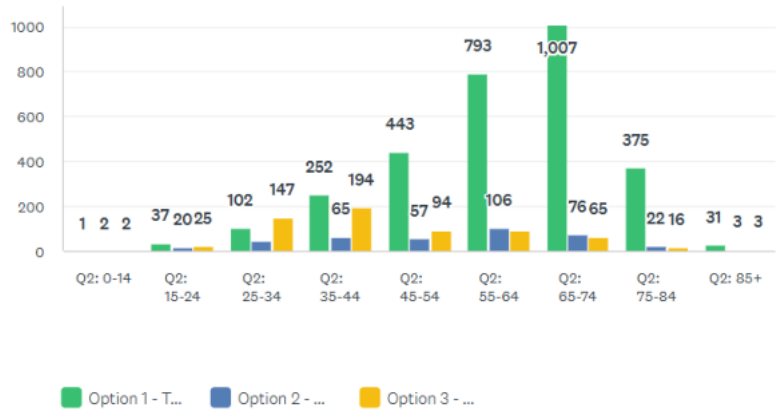

	Option 1 - Torquay Caravan Park to remain and be refurbished		Option 2 - Open Space (Local Park)		Option 3 - Premium Playground and Recreational Hub (District Park)	
Q2: 0-14	20.00%	1	40.00%	2	40.00%	2
Q2: 15-24	45.12%	37	24.39%	20	30.49%	25
Q2: 25-34	34.34%	102	16.16%	48	49.49%	147
Q2: 35-44	49.32%	252	12.72%	65	37.96%	194
Q2: 45-54	74.58%	443	9.60%	57	15.82%	94
Q2: 55-64	80.10%	793	10.71%	106	9.19%	91
Q2: 65-74	87.72%	1007	6.62%	76	5.66%	65
Q2: 75-84	90.80%	375	5.33%	22	3.87%	16
Q2: 85+	83.78%	31	8.11%	3	8.11%	3
Total	74.59%	3041	9.79%	399	15.62%	637

Out of Region

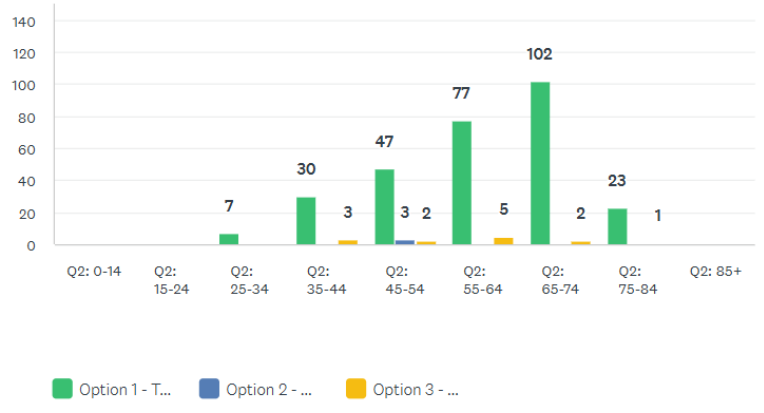

	Option 1 - Torquay Caravan Park to remain and be refurbished		Option 2 - Open Space (Local Park)		Option 3 - Premium Playground and Recreational Hub (District Park)	
Q2: 0-14	0.00%	0	0.00%	0	0.00%	0
Q2: 15-24	0.00%	0	0.00%	0	0.00%	0
Q2: 25-34	100.00%	7	0.00%	0	0.00%	0
Q2: 35-44	90.91%	30	0.00%	0	9.09%	3
Q2: 45-54	90.38%	47	5.77%	3	3.85%	2
Q2: 55-64	93.90%	77	0.00%	0	6.10%	5
Q2: 65-74	98.08%	102	0.00%	0	1.92%	2
Q2: 75-84	95.83%	23	0.00%	0	4.17%	1
Q2: 85+	0.00%	0	0.00%	0	0.00%	0
Total	94.70%	286	0.99%	3	4.30%	13

Torquay Resident Responses to Final Question by Age Group CR2

Taking all things into consideration, what option for the Torquay Foreshore Site do you believe would provide the greatest benefit to the community?

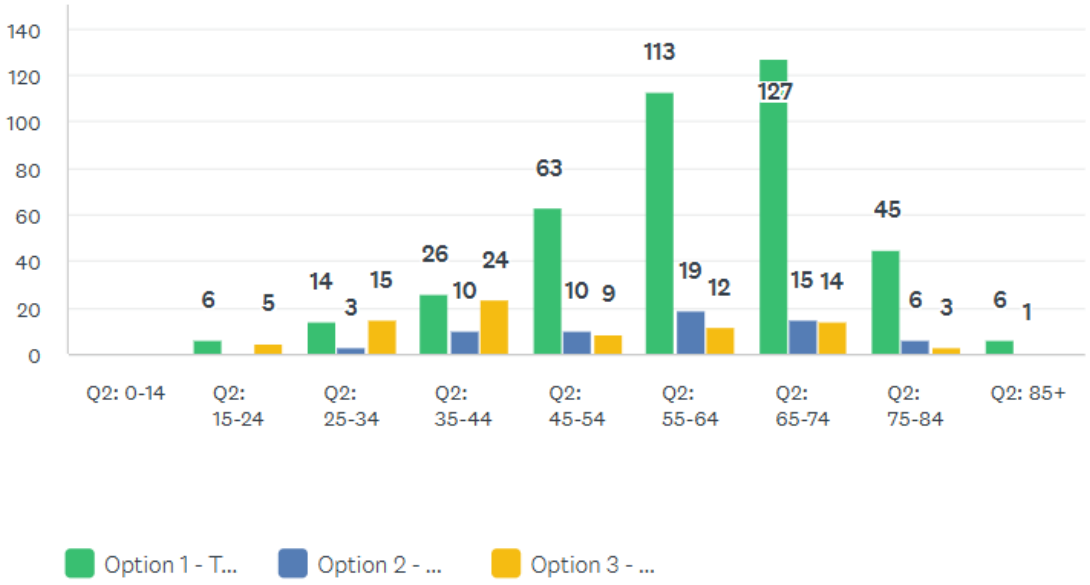

	Option 1 - Torquay Caravan Park to remain and be refurbished		Option 2 - Open Space (Local Park)		Option 3 - Premium Playground and Recreational Hub (District Park)	
Q2: 0-14	0.00%	0	0.00%	0	0.00%	0
Q2: 15-24	54.55%	6	0.00%	0	45.45%	5
Q2: 25-34	43.75%	14	9.38%	3	46.88%	15
Q2: 35-44	43.33%	26	16.67%	10	40.00%	24
Q2: 45-54	76.83%	63	12.20%	10	10.98%	9
Q2: 55-64	78.47%	113	13.19%	19	8.33%	12
Q2: 65-74	81.41%	127	9.62%	15	8.97%	14
Q2: 75-84	83.33%	45	11.11%	6	5.56%	3
Q2: 85+	85.71%	6	14.29%	1	0.00%	0
Total	73.26%	400	11.72%	64	15.02%	82

Hervey Bay Responses to Final Question by Age Group CR3

Taking all things into consideration, what option for the Torquay Foreshore Site do you believe would provide the greatest benefit to the community?

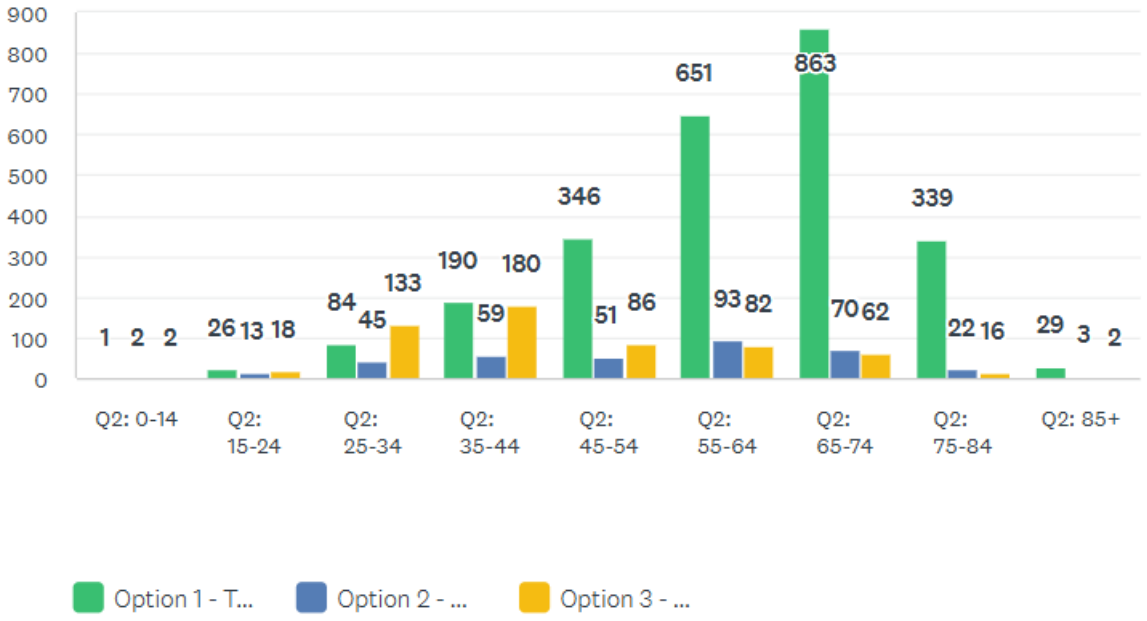

	Option 1 - Torquay Caravan Park to remain and be refurbished		Option 2 - Open Space (Local Park)		Option 3 - Premium Playground and Recreational Hub (District Park)	
Q2: 0-14	20.00%	1	40.00%	2	40.00%	2
Q2: 15-24	45.61%	26	22.81%	13	31.58%	18
Q2: 25-34	32.06%	84	17.18%	45	50.76%	133
Q2: 35-44	44.29%	190	13.75%	59	41.96%	180
Q2: 45-54	71.64%	346	10.56%	51	17.81%	86
Q2: 55-64	78.81%	651	11.26%	93	9.93%	82
Q2: 65-74	86.73%	863	7.04%	70	6.23%	62
Q2: 75-84	89.92%	339	5.84%	22	4.24%	16
Q2: 85+	85.29%	29	8.82%	3	5.88%	2
Total	72.92%	2529	10.32%	358	16.75%	581

Responses to the Final Question by Respondents who selected 'I Stay at the Caravan Park' Comparing Fraser Coast Region to Out of Region Responses CR4

Hervey Bay Suburbs

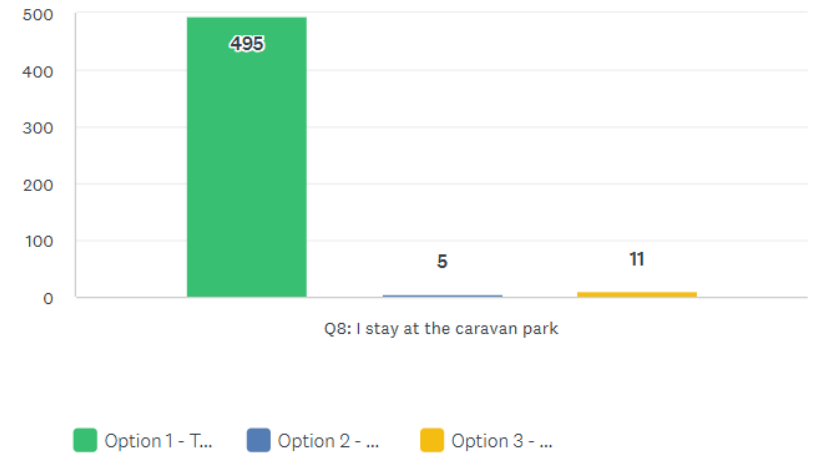

	Option 1 - Torquay Caravan Park to remain and be refurbished		Option 2 - Open Space (Local Park)		Option 3 - Premium Playground and Recreational Hub (District Park)	
Q8: I stay at the caravan park	96.87%	495	0.98%	5	2.15%	11
Total	96.87%	495	0.98%	5	2.15%	11

Fraser Coast Region

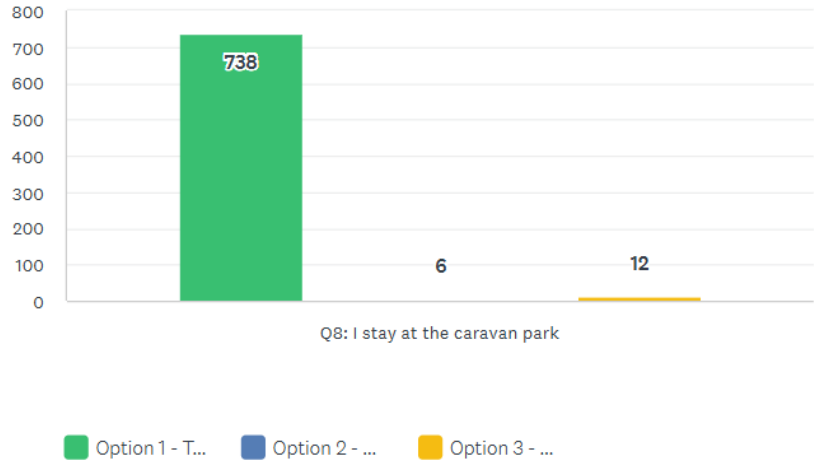

	Option 1 - Torquay Caravan Park to remain and be refurbished		Option 2 - Open Space (Local Park)		Option 3 - Premium Playground and Recreational Hub (District Park)	
Q8: I stay at the caravan park	97.62%	738	0.79%	6	1.59%	12
Total	97.62%	738	0.79%	6	1.59%	12

Final Question, filtered by Responses to Question on Use of the Torquay Foreshore CR5

Taking all things into consideration, what option for the Torquay Foreshore Site do you believe would provide the greatest benefit to the community?

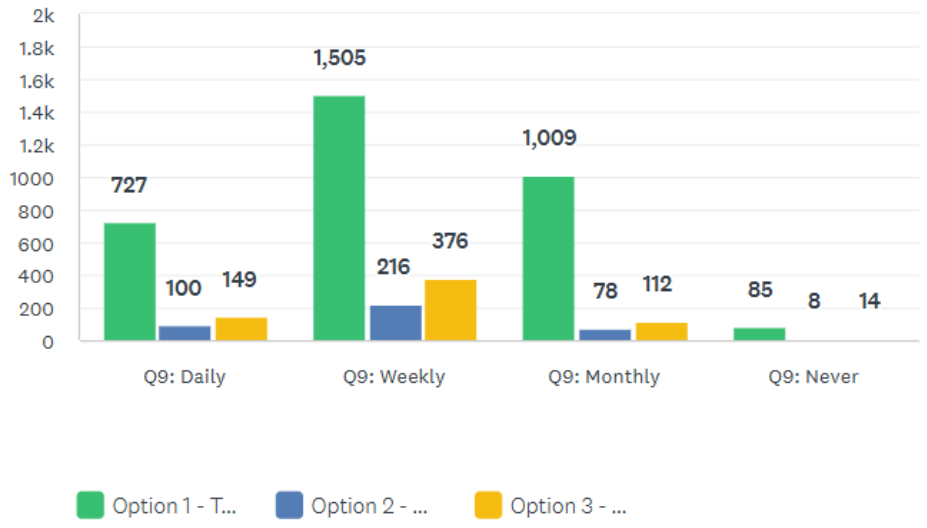

	Option 1 - Torquay Caravan Park to remain and be refurbished		Option 2 - Open Space (Local Park)		Option 3 - Premium Playground and Recreational Hub (District Park)	
Q9: Daily	74.49%	727	10.25%	100	15.27%	149
Q9: Weekly	71.77%	1505	10.30%	216	17.93%	376
Q9: Monthly	84.15%	1009	6.51%	78	9.34%	112
Q9: Never	79.44%	85	7.48%	8	13.08%	14
Total	75.95%	3326	9.18%	402	14.87%	651

What do you value most about the Torquay foreshore today? By Fraser Coast vers Hervey Bay CR6

Fraser Coast

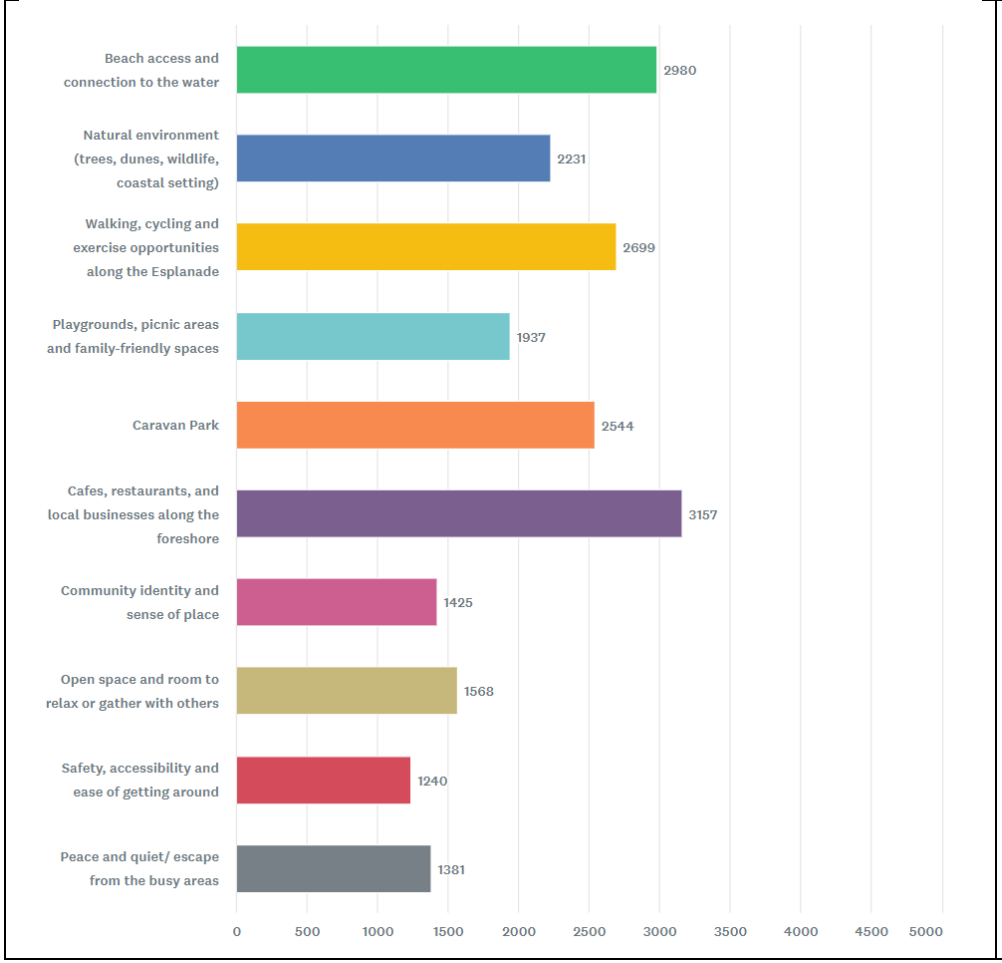

Hervey Bay Suburbs

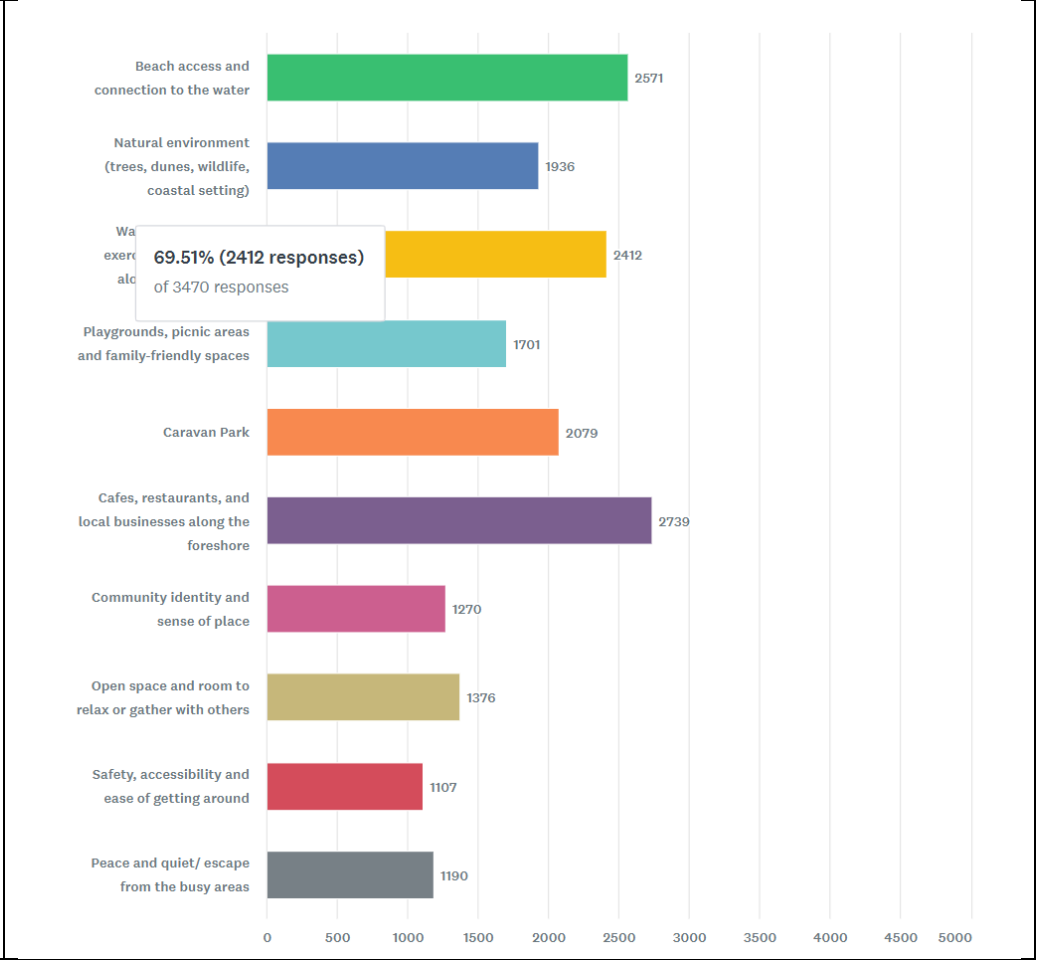

All Responses Fraser Coast Region Compared to Out of Region Responses CR7

Fraser Coast Region Responses

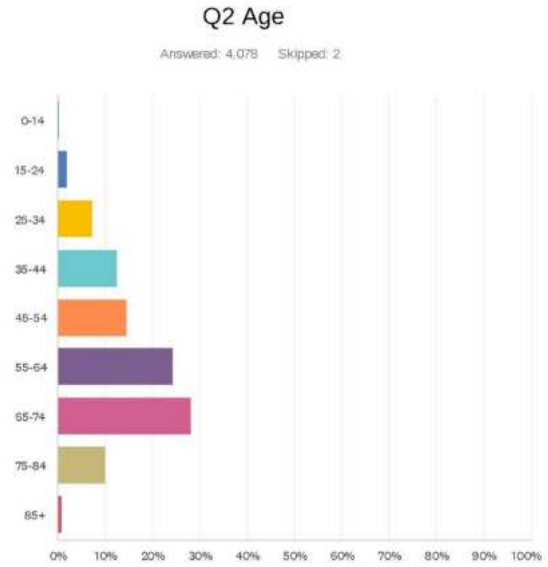

ANSWER CHOICES	RESPONSES	
0-14	0.12%	5
15-24	2.01%	82
25-34	7.28%	297
35-44	12.53%	511
45-54	14.57%	594
55-64	24.28%	990
65-74	28.18%	1,149
75-84	10.13%	413
85+	0.91%	37
TOTAL		4,078

Out of Region Responses

Age

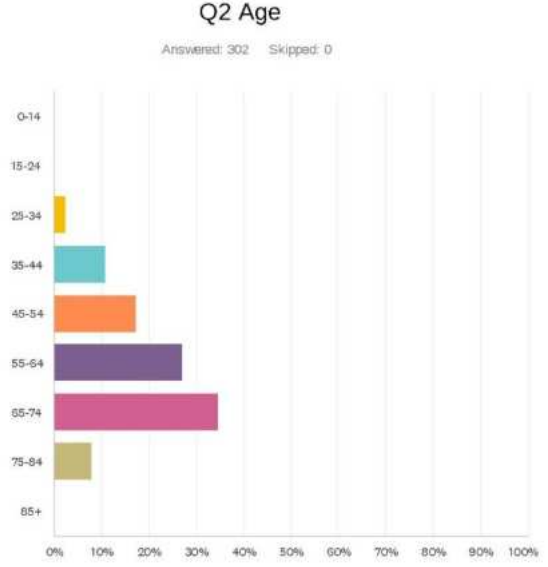

ANSWER CHOICES	RESPONSES	
0-14	0.00%	0
15-24	0.00%	0
25-34	2.32%	7
35-44	10.93%	33
45-54	17.22%	52
55-64	27.15%	82
65-74	34.44%	104
75-84	7.95%	24
85+	0.00%	0
TOTAL		302

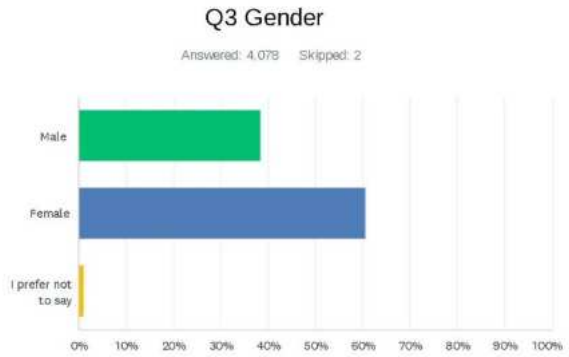

ANSWER CHOICES	RESPONSES	
Male	38.43%	1,567
Female	60.52%	2,468
I prefer not to say	1.05%	43
TOTAL		4,078

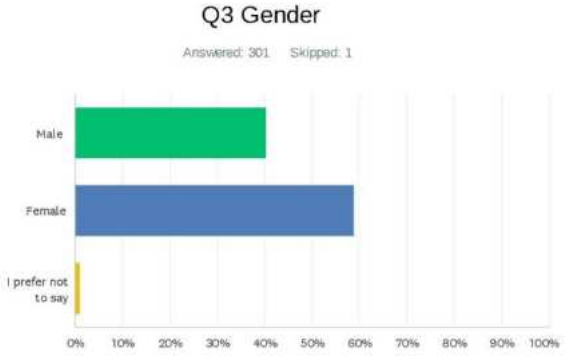

ANSWER CHOICES	RESPONSES	
Male	40.20%	121
Female	58.80%	177
I prefer not to say	1.00%	3
TOTAL		301

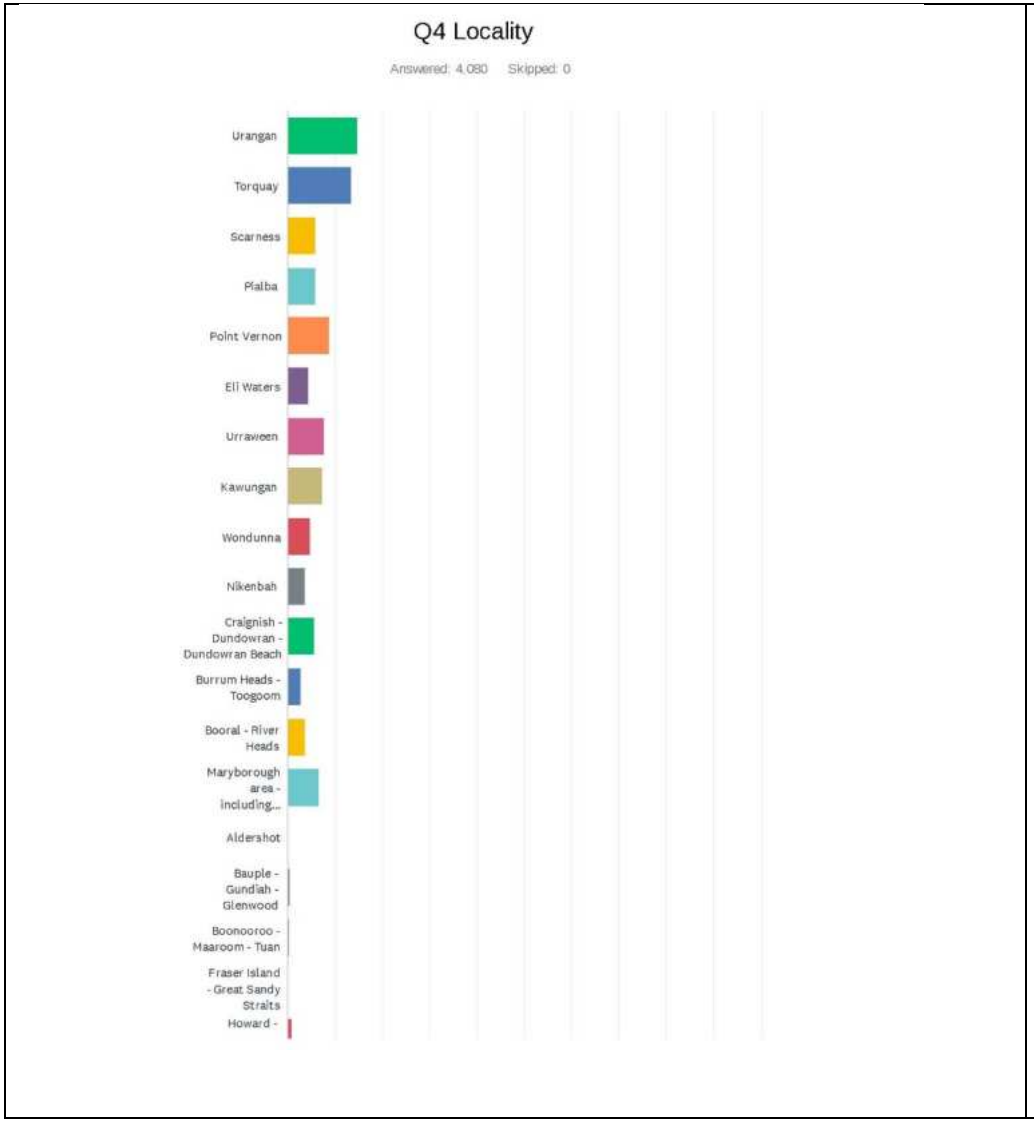
Q4 Locality
Answered: 4,080 Skipped: 0
Urangan
Torquay
Scarness
Pialba
Point Vernon
Eli Waters
Urraween
Kawungan
Wondunna
Nikenbah
Craignish - Dundowran - Dundowran Beach
Burrum Heads - Toogoom
Booral - River Heads
Maryborough area - including...
Aldershot
Bauple - Gundiah - Glenwood
Boonooroo - Maaroom - Tuan
Fraser Island - Great Sandy Straits
Howard -


Q4 Locality
Answered: 302 Skipped: 0
Urangan
Torquay
Scarness
Pialba
Point Vernon
Eli Waters
Urraween
Kawungan
Wondunna
Nikenbah
Craignish - Dundowran - Dundowran Beach
Burrum Heads - Toogoom
Booral - River Heads
Maryborough area - including...
Aldershot
Bauple - Gundiah - Glenwood
Boonooroo - Maaroom - Tuan
Fraser Island - Great Sandy Straits
Howard -

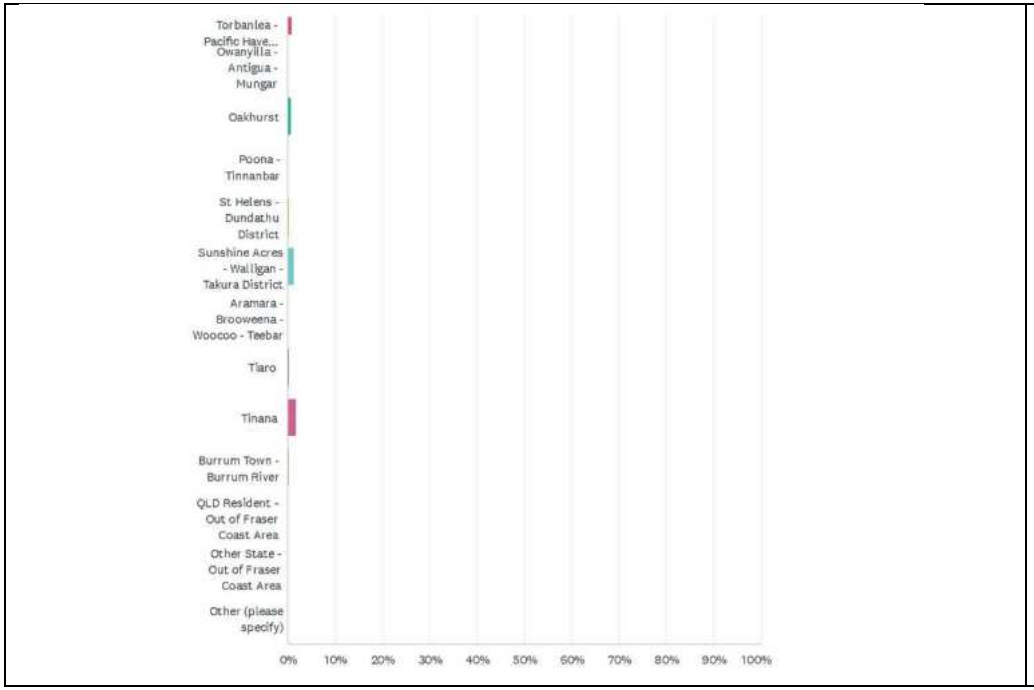
Torbanlea - Pacific Have... Owanyilla - Antigua - Mungar
Oakhurst
Poona - Tinnanbar
St Helens - Dundathu District
Sunshine Acres - Walligan - Takura District
Aramara - Brooweena - Woocoo - Teebar
Tiaro
Tinana
Burrum Town - Burrum River
QLD Resident - Out of Fraser Coast Area
Other State - Out of Fraser Coast Area
Other (please specify)
0% 10% 20% 30% 40% 50% 60% 70% 80% 90% 100%

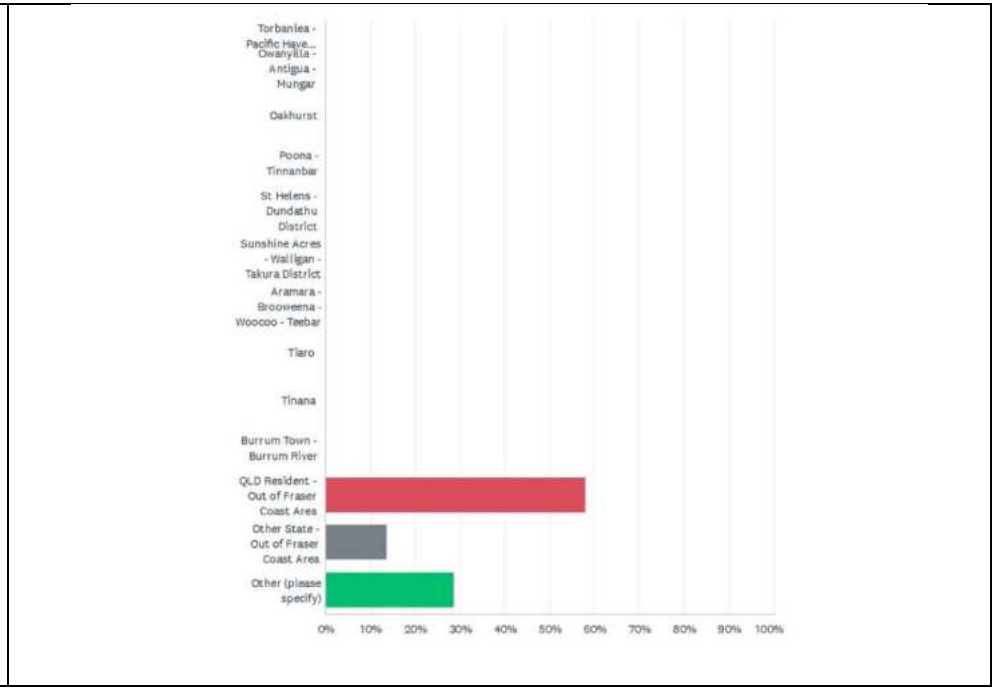
Torbanlea - Pacific Have... Owanyilla - Antigua - Mungar
Oakhurst
Poona - Tinnanbar
St Helens - Dundathu District
Sunshine Acres - Walligan - Takura District
Aramara - Brooweena - Woocoo - Teebar
Tiaro
Tinana
Burrum Town - Burrum River
QLD Resident - Out of Fraser Coast Area
Other State - Out of Fraser Coast Area
Other (please specify)
0% 10% 20% 30% 40% 50% 60% 70% 80% 90% 100%

ANSWER CHOICES	RESPONSES	
Urangan	14.73%	601
Torquay	13.38%	546
Scarness	5.66%	231
Pialba	5.86%	239
Point Vernon	8.77%	358
Eli Waters	4.17%	170
Urraween	7.77%	317
Kawungan	7.33%	299
Wondunna	4.63%	189
Nikenbah	3.53%	144
Craignish - Dundowran - Dundowran Beach	5.49%	224
Burrum Heads - Toogoom	2.70%	110
Booral - River Heads	3.73%	152
Maryborough area - including Granville	6.54%	267
Aldershot	0.10%	4
Bauple - Gundiah - Glenwood	0.39%	16
Boonooroo - Maaroom - Tuan	0.17%	7
Fraser Island - Great Sandy Straits	0.07%	3
Howard - Torbanlea - Pacific Haven District	0.76%	31
Owanyilla - Antigua - Mungar	0.07%	3
Oakhurst	0.54%	22
Poona - Tinnanbar	0.10%	4
St Helens - Dundathu District	0.29%	12
Sunshine Acres - Walligan - Takura District	1.20%	49
Aramara - Brooweena - Woocoo - Teebar	0.05%	2
Tiaro	0.20%	8
Tinana	1.62%	66
Burrum Town - Burrum River	0.15%	6
QLD Resident - Out of Fraser Coast Area	0.00%	0
Other State - Out of Fraser Coast Area	0.00%	0
Other (please specify)	0.00%	0
TOTAL		4,080

ANSWER CHOICES	RESPONSES	
Urangan	0.00%	0
Torquay	0.00%	0
Scarness	0.00%	0
Pialba	0.00%	0
Point Vernon	0.00%	0
Eli Waters	0.00%	0
Urraween	0.00%	0
Kawungan	0.00%	0
Wondunna	0.00%	0
Nikenbah	0.00%	0
Craignish - Dundowran - Dundowran Beach	0.00%	0
Burrum Heads - Toogoom	0.00%	0
Booral - River Heads	0.00%	0
Maryborough area - including Granville	0.00%	0
Aldershot	0.00%	0
Bauple - Gundiah - Glenwood	0.00%	0
Boonooroo - Maaroom - Tuan	0.00%	0
Fraser Island - Great Sandy Straits	0.00%	0
Howard - Torbanlea - Pacific Haven District	0.00%	0
Owanyilla - Antigua - Mungar	0.00%	0
Oakhurst	0.00%	0
Poona - Tinnanbar	0.00%	0
St Helens - Dundathu District	0.00%	0
Sunshine Acres - Walligan - Takura District	0.00%	0
Aramara - Brooweena - Woocoo - Teebar	0.00%	0
Tiaro	0.00%	0
Tinana	0.00%	0
Burrum Town - Burrum River	0.00%	0
QLD Resident - Out of Fraser Coast Area	57.95%	175
Other State - Out of Fraser Coast Area	13.58%	41
Other (please specify)	28.48%	86
TOTAL		302

Q5 How are you connected to the Torquay Foreshore/ Hervey Bay Esplanade? (Multi choice - Please select all that apply to you.)

Answered: 4,080 Skipped: 0

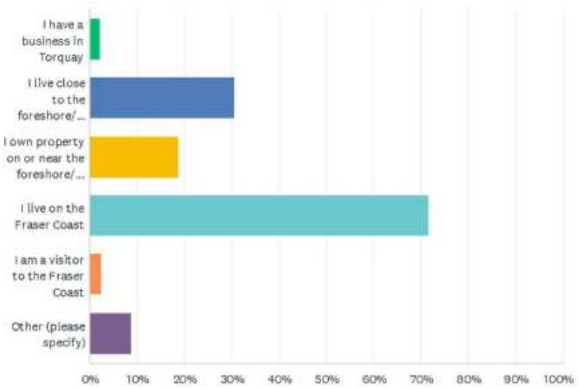

ANSWER CHOICES	RESPONSES	
I have a business in Torquay	2.13%	87
I live close to the foreshore/ Hervey Bay Esplanade	30.59%	1,248
I own property on or near the foreshore/ Hervey Bay Esplanade	18.73%	764
I live on the Fraser Coast	71.72%	2,926
I am a visitor to the Fraser Coast	2.38%	97
Other (please specify)	8.80%	359
Total Respondents: 4,080		

Q5 How are you connected to the Torquay Foreshore/ Hervey Bay Esplanade? (Multi choice - Please select all that apply to you.)

Answered: 302 Skipped: 0

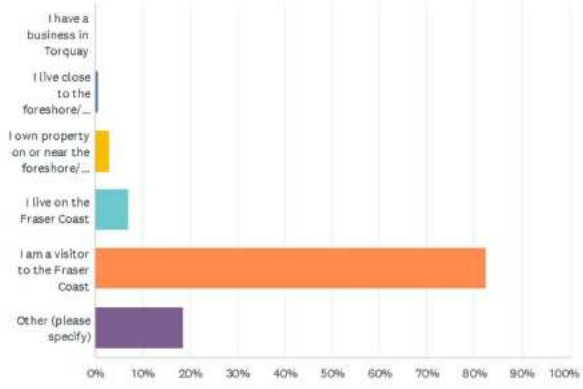

ANSWER CHOICES	RESPONSES	
I have a business in Torquay	0.00%	0
I live close to the foreshore/ Hervey Bay Esplanade	0.66%	2
I own property on or near the foreshore/ Hervey Bay Esplanade	2.98%	9
I live on the Fraser Coast	6.95%	21
I am a visitor to the Fraser Coast	82.45%	249
Other (please specify)	18.54%	56
Total Respondents: 302		

Q6 Do you identify as:

Answered: 4,073 Skipped: 7

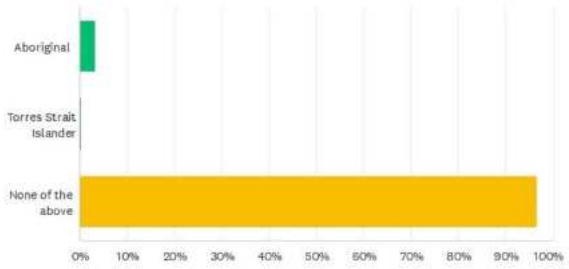

ANSWER CHOICES	RESPONSES	
Aboriginal	3.17%	129
Torres Strait Islander	0.20%	8
None of the above	96.64%	3,936
TOTAL		4,073

Q6 Do you identify as:

Answered: 302 Skipped: 0

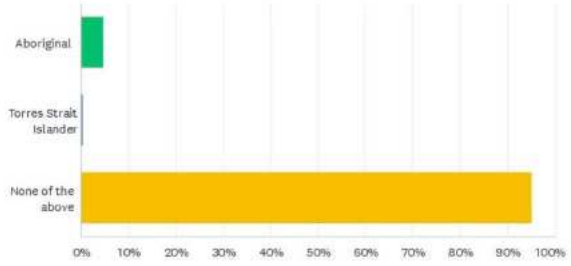

ANSWER CHOICES	RESPONSES	
Aboriginal	4.64%	14
Torres Strait Islander	0.33%	1
None of the above	95.03%	287
TOTAL		302

Q7 Do you identify as Butchulla?

Answered: 133 Skipped: 3,947

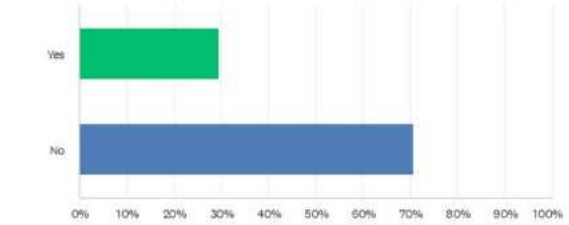

ANSWER CHOICES	RESPONSES	
Yes	29.32%	39
No	70.68%	94
TOTAL		133

Q7 Do you identify as Butchulla?

Answered: 14 Skipped: 288

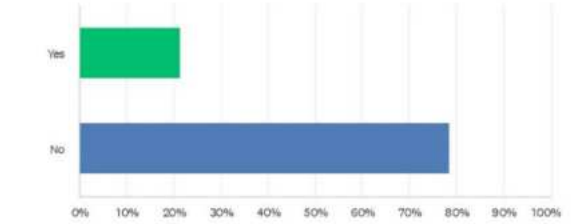

ANSWER CHOICES	RESPONSES	
Yes	21.43%	3
No	78.57%	11
TOTAL		14

Q8 How do you currently use the Torquay foreshore / caravan park area? (Multiple choice - please select all that apply to you)

Answered: 4,080 Skipped: 0

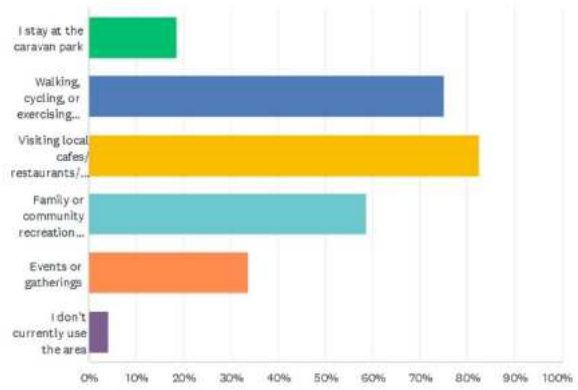

ANSWER CHOICES	RESPONSES	
I stay at the caravan park	18.53%	756
Walking, cycling, or exercising along the Hervey Bay Esplanade	75.07%	3,063
Visiting local cafes/ restaurants/ shops	82.55%	3,368
Family or community recreation (picnics, beach access, playgrounds)	58.53%	2,388
Events or gatherings	33.75%	1,377
I don't currently use the area	3.95%	161
Total Respondents: 4,080		

Q8 How do you currently use the Torquay foreshore / caravan park area? (Multiple choice - please select all that apply to you)

Answered: 302 Skipped: 0

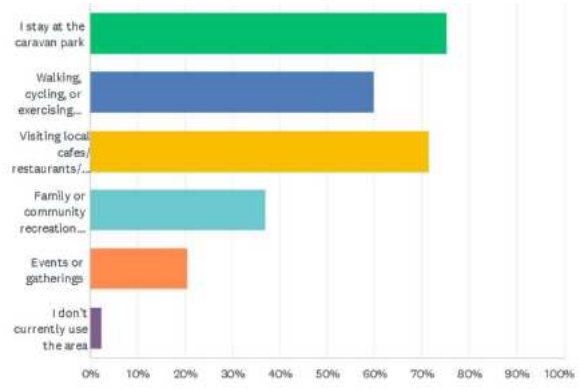

ANSWER CHOICES	RESPONSES	
I stay at the caravan park	75.17%	227
Walking, cycling, or exercising along the Hervey Bay Esplanade	59.93%	181
Visiting local cafes/ restaurants/ shops	71.52%	216
Family or community recreation (picnics, beach access, playgrounds)	37.09%	112
Events or gatherings	20.53%	62
I don't currently use the area	2.32%	7
Total Respondents: 302		

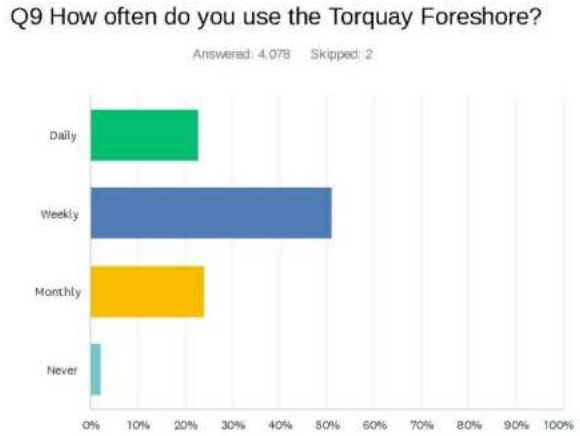

ANSWER CHOICES	RESPONSES	
Daily	22.88%	933
Weekly	51.01%	2,080
Monthly	24.01%	979
Never	2.11%	86
TOTAL		4,078

How often do you use the Torquay Foreshore?

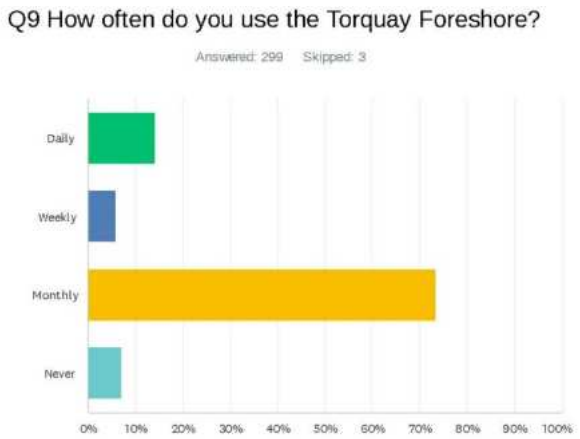

ANSWER CHOICES	RESPONSES	
Daily	14.05%	42
Weekly	5.69%	17
Monthly	73.24%	219
Never	7.02%	21
TOTAL		299

Q10 What do you value most about the Torquay foreshore today? (Multiple Choice - Please select all that apply to you)

Answered: 4,079 Skipped: 1

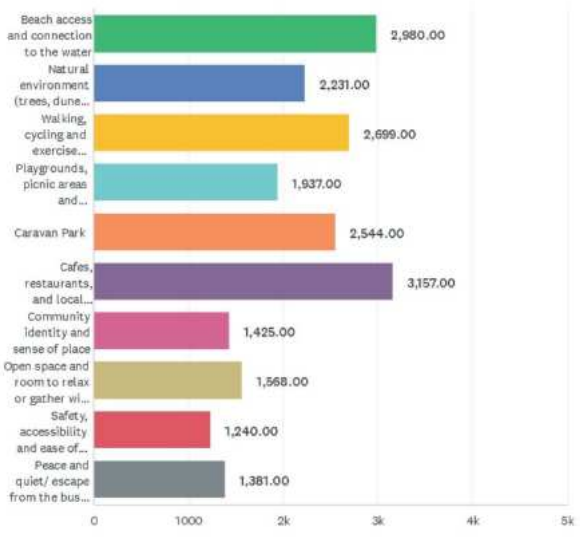

ANSWER CHOICES	RESPONSES	
Beach access and connection to the water	73.06%	2,980
Natural environment (trees, dunes, wildlife, coastal setting)	54.69%	2,231
Walking, cycling and exercise opportunities along the Esplanade	66.17%	2,699
Playgrounds, picnic areas and family-friendly spaces	47.49%	1,937
Caravan Park	62.37%	2,544
Cafes, restaurants, and local businesses along the foreshore	77.40%	3,157
Community identity and sense of place	34.94%	1,425
Open space and room to relax or gather with others	38.44%	1,568
Safety, accessibility and ease of getting around	30.40%	1,240
Peace and quiet/ escape from the busy areas	33.86%	1,381
Total Respondents: 4,079		

Q10 What do you value most about the Torquay foreshore today? (Multiple Choice - Please select all that apply to you)

Answered: 302 Skipped: 0

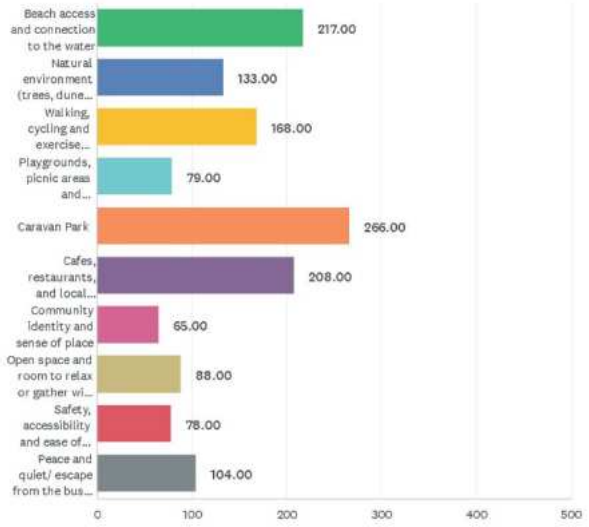

ANSWER CHOICES	RESPONSES	
Beach access and connection to the water	71.85%	217
Natural environment (trees, dunes, wildlife, coastal setting)	44.04%	133
Walking, cycling and exercise opportunities along the Esplanade	55.63%	168
Playgrounds, picnic areas and family-friendly spaces	26.16%	79
Caravan Park	88.08%	266
Cafes, restaurants, and local businesses along the foreshore	68.87%	208
Community identity and sense of place	21.52%	65
Open space and room to relax or gather with others	29.14%	88
Safety, accessibility and ease of getting around	25.83%	78
Peace and quiet/ escape from the busy areas	34.44%	104
Total Respondents: 302		

Q11 If you stay at the Torquay Caravan Park – How often do you visit?

Answered: 4,001 Skipped: 79

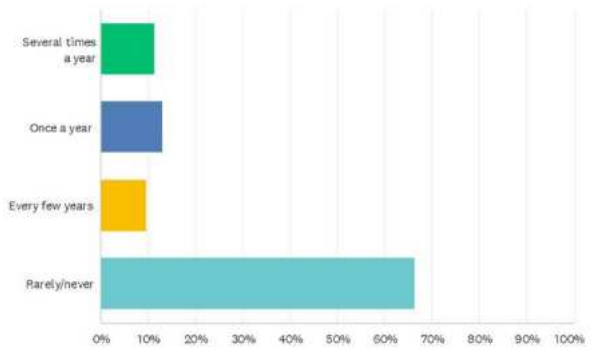

ANSWER CHOICES	RESPONSES	
Several times a year	11.22%	449
Once a year	12.95%	518
Every few years	9.62%	385
Rarely/never	66.21%	2,649
TOTAL		4,001

Q11 If you stay at the Torquay Caravan Park – How often do you visit?

Answered: 301 Skipped: 1

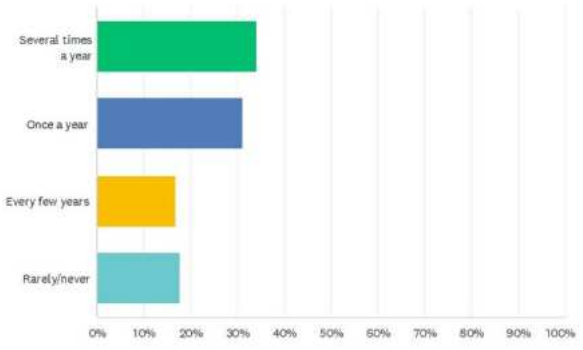

ANSWER CHOICES	RESPONSES	
Several times a year	34.22%	103
Once a year	31.23%	94
Every few years	16.94%	51
Rarely/never	17.61%	53
TOTAL		301

Q12 Do you believe Council should provide additional parkland on the Hervey Bay Esplanade?

Answered: 4,078 Skipped: 2

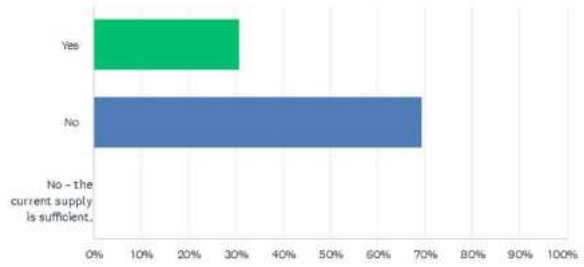

ANSWER CHOICES	RESPONSES	
Yes	30.68%	1,251
No	69.32%	2,827
No – the current supply is sufficient.	0.00%	0
TOTAL		4,078

Q12 Do you believe Council should provide additional parkland on the Hervey Bay Esplanade?

Answered: 302 Skipped: 0

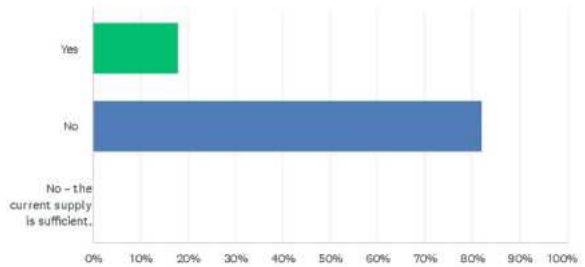

ANSWER CHOICES	RESPONSES	
Yes	17.88%	54
No	82.12%	248
No – the current supply is sufficient.	0.00%	0
TOTAL		302

Q13 Do you believe Council should provide additional water sports facilities for community groups on the Hervey Bay Esplanade?

Answered: 4,078 Skipped: 2

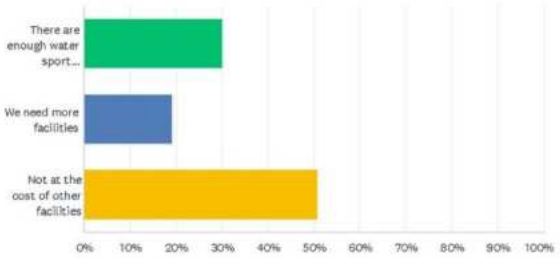

ANSWER CHOICES	RESPONSES	
There are enough water sport facilities	30.09%	1,227
We need more facilities	19.23%	784
Not at the cost of other facilities	50.69%	2,067
TOTAL		4,078

Q13 Do you believe Council should provide additional water sports facilities for community groups on the Hervey Bay Esplanade?

Answered: 302 Skipped: 0

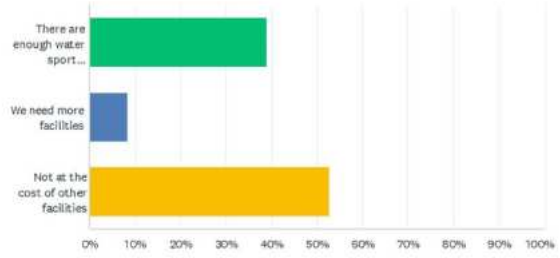

ANSWER CHOICES	RESPONSES	
There are enough water sport facilities	39.07%	118
We need more facilities	8.28%	25
Not at the cost of other facilities	52.65%	159
TOTAL		302

Q14 Do you believe that there are enough Caravan Parks in Hervey Bay?

Answered: 4,078 Skipped: 2

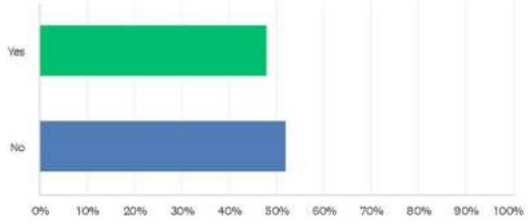

ANSWER CHOICES	RESPONSES	
Yes	48.01%	1,958
No	51.99%	2,120
TOTAL		4,078

Q14 Do you believe that there are enough Caravan Parks in Hervey Bay?

Answered: 302 Skipped: 0

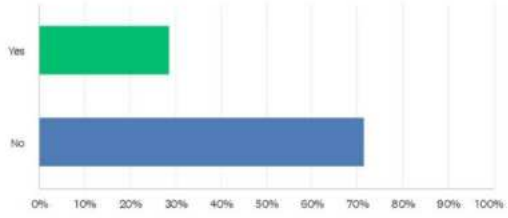

ANSWER CHOICES	RESPONSES	
Yes	28.48%	86
No	71.52%	216
TOTAL		302

Q15 How important is it that caravan parks remain on the Hervey Bay Esplanade?

Answered: 4,080 Skipped: 0

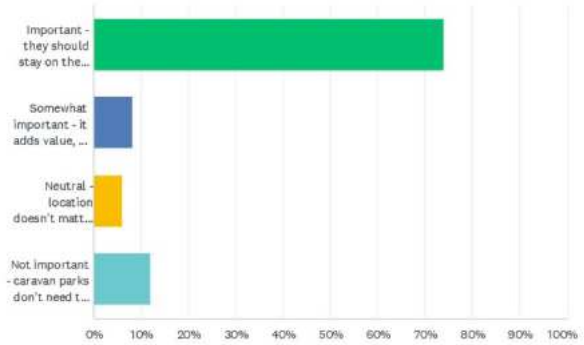

ANSWER CHOICES	RESPONSES	
Important - they should stay on the Hervey Bay Esplanade as a key part of the foreshore	74.00%	3,019
Somewhat important - it adds value, but not essential if good alternatives exist elsewhere	8.06%	329
Neutral - location doesn't matter if there are quality caravan parks in Hervey Bay	5.98%	244
Not important - caravan parks don't need to be on the Hervey Bay Esplanade	11.96%	488
TOTAL		4,080

Q15 How important is it that caravan parks remain on the Hervey Bay Esplanade?

Answered: 302 Skipped: 0

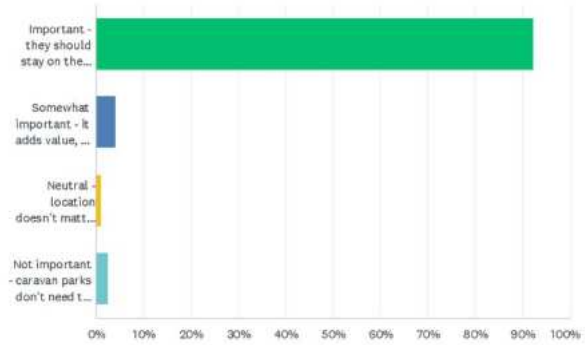

ANSWER CHOICES	RESPONSES	
Important - they should stay on the Hervey Bay Esplanade as a key part of the foreshore	92.38%	279
Somewhat important - it adds value, but not essential if good alternatives exist elsewhere	3.97%	12
Neutral - location doesn't matter if there are quality caravan parks in Hervey Bay	0.99%	3
Not important - caravan parks don't need to be on the Hervey Bay Esplanade	2.65%	8
TOTAL		302

Q16 What features do you think should be included if the Torquay Caravan Park is refurbished? (Multiple Choice - Please choose all that apply to you)

Answered: 4,039 Skipped: 41

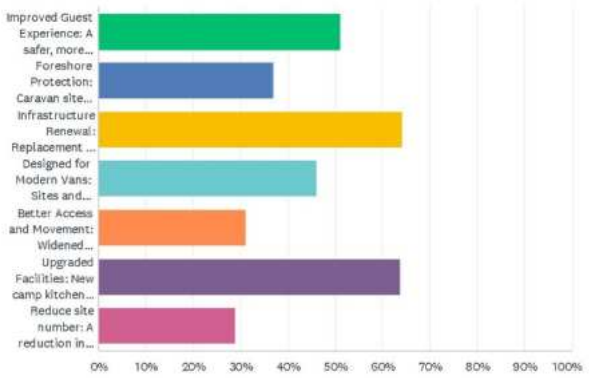

ANSWER CHOICES	RESPONSES	
Improved Guest Experience: A safer, more comfortable stay with reconfigured layouts, upgraded site sizes, and better access from the Esplanade.	51.25%	2,070
Foreshore Protection: Caravan sites set back from the foreshore.	36.82%	1,487
Infrastructure Renewal: Replacement of ageing underground services, roads, pathways and facilities, bringing the park up to modern standards.	64.27%	2,596
Designed for Modern Vans: Sites and layouts upgraded to suit contemporary caravans and larger RVs, meeting evolving visitor needs.	46.15%	1,864
Better Access and Movement: Widened internal roads and traffic improvements, particularly along the Esplanade.	31.20%	1,260
Upgraded Facilities: New camp kitchen, modern amenities, manager's office, and BBQ shelters to enhance convenience and comfort.	63.65%	2,571
Reduce site number: A reduction in the number of sites from 90 to 62 sites to ensure the overall caravan park does not encroach beyond its land boundary.	28.72%	1,160
Total Respondents: 4,039		

Q16 What features do you think should be included if the Torquay Caravan Park is refurbished? (Multiple Choice - Please choose all that apply to you)

Answered: 302 Skipped: 0

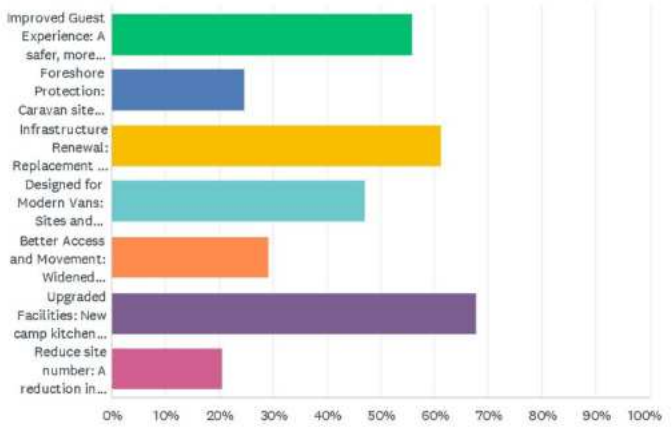

ANSWER CHOICES	RESPONSES	
Improved Guest Experience: A safer, more comfortable stay with reconfigured layouts, upgraded site sizes, and better access from the Esplanade.	55.96%	169
Foreshore Protection: Caravan sites set back from the foreshore.	24.83%	75
Infrastructure Renewal: Replacement of ageing underground services, roads, pathways and facilities, bringing the park up to modern standards.	61.26%	185
Designed for Modern Vans: Sites and layouts upgraded to suit contemporary caravans and larger RVs, meeting evolving visitor needs.	47.02%	142
Better Access and Movement: Widened internal roads and traffic improvements, particularly along the Esplanade.	29.14%	88
Upgraded Facilities: New camp kitchen, modern amenities, manager's office, and BBQ shelters to enhance convenience and comfort.	67.88%	205
Reduce site number: A reduction in the number of sites from 90 to 62 sites to ensure the overall caravan park does not encroach beyond its land boundary.	20.53%	62
Total Respondents: 302		

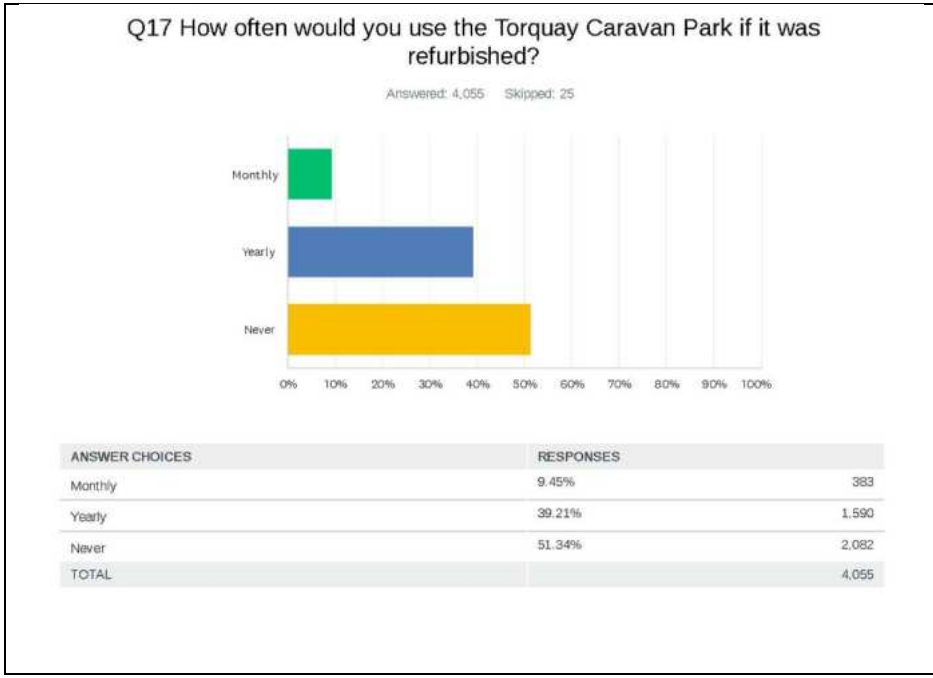

ANSWER CHOICES	RESPONSES	
Monthly	9.45%	383
Yearly	39.21%	1,590
Never	51.34%	2,082
TOTAL		4,055

How often would you use the Torquay Caravan Park if it was refurbished?

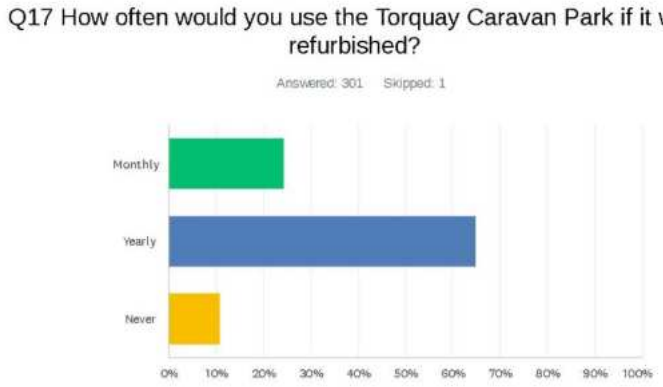

ANSWER CHOICES	RESPONSES	
Monthly	24.25%	73
Yearly	64.78%	195
Never	10.96%	33
TOTAL		301

Q18 Do you have any concerns with the Torquay Caravan Park?

Answered: 4,075 Skipped: 5

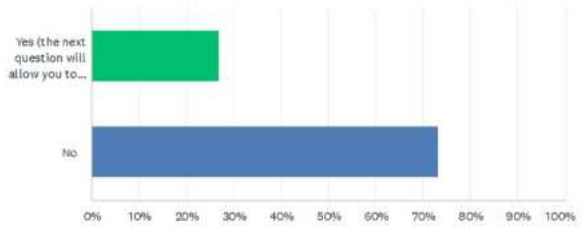

ANSWER CHOICES	RESPONSES	
Yes (the next question will allow you to provide your top three concerns)	26.77%	1,091
No	73.23%	2,984
TOTAL		4,075

Q18 Do you have any concerns with the Torquay Caravan Park?

Answered: 301 Skipped: 1

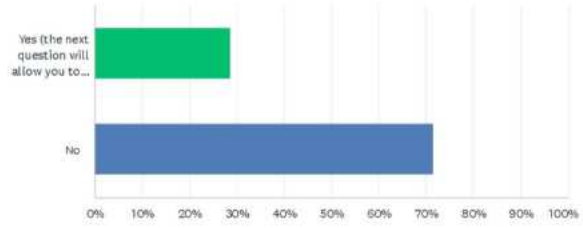

ANSWER CHOICES	RESPONSES	
Yes (the next question will allow you to provide your top three concerns)	28.57%	86
No	71.43%	215
TOTAL		301

Q19 You answered "Yes" to having concerns - Please list your top three below.

Answered: 1,050 Skipped: 3,030

ANSWER CHOICES	RESPONSES	
1	100.00%	1,050
2	88.00%	924
3	75.05%	788

Q19 You answered "Yes" to having concerns - Please list your top three below.

Answered: 82 Skipped: 220

ANSWER CHOICES	RESPONSES	
1	100.00%	82
2	84.15%	69
3	71.95%	59

Q20 How important is it that Open Space areas remain on the Hervey Bay Esplanade?

Answered: 4,074 Skipped: 6

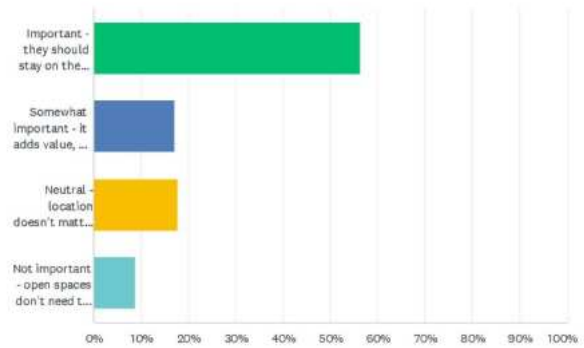

ANSWER CHOICES	RESPONSES	
Important - they should stay on the Hervey Bay Esplanade as a key part of the foreshore	56.26%	2,292
Somewhat important - it adds value, but not essential if good alternatives exist elsewhere	17.13%	698
Neutral - location doesn't matter if there are quality open spaces in Hervey Bay	17.80%	725
Not important - open spaces don't need to be on the Hervey Bay Esplanade	8.81%	359
TOTAL		4,074

Q20 How important is it that Open Space areas remain on the Hervey Bay Esplanade?

Answered: 301 Skipped: 1

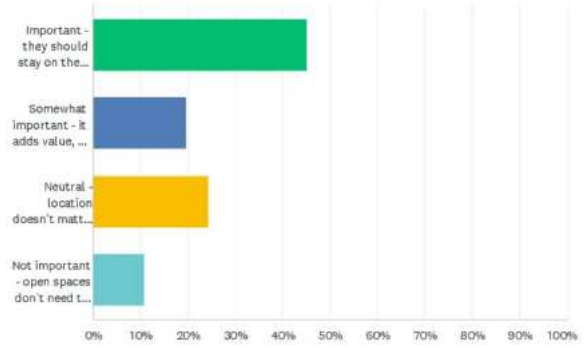

ANSWER CHOICES	RESPONSES	
Important - they should stay on the Hervey Bay Esplanade as a key part of the foreshore	45.18%	136
Somewhat important - it adds value, but not essential if good alternatives exist elsewhere	19.60%	59
Neutral - location doesn't matter if there are quality open spaces in Hervey Bay	24.25%	73
Not important - open spaces don't need to be on the Hervey Bay Esplanade	10.96%	33
TOTAL		301

Q21 What features should be included if the Torquay Caravan Park is redeveloped as Open Space? (Multiple Choice - Please choose all that apply to you)

Answered: 3,892 Skipped: 188

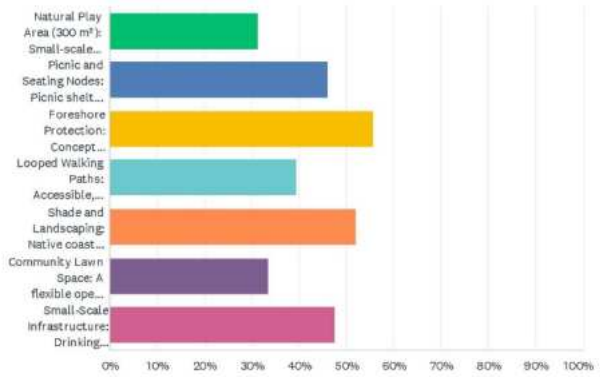

ANSWER CHOICES	RESPONSES	
Natural Play Area (300 m²): Small-scale play equipment with a focus on climbing, swinging, and imaginative play, shaded by existing or new tree canopy.	31.27%	1,217
Picnic and Seating Nodes: Picnic shelters with integrated tables, benches, and nearby open lawn for informal games.	46.04%	1,792
Foreshore Protection: Concept provides for foreshore protection.	55.76%	2,170
Looped Walking Paths: Accessible, safe pedestrian paths connecting to adjoining neighbourhoods, promoting walking and local exercise.	39.54%	1,539
Shade and Landscaping: Native coastal plant palette providing shade, biodiversity, and visual interest.	52.03%	2,025
Community Lawn Space: A flexible open area for picnics, casual games, or small community activities.	33.45%	1,302
Small-Scale Infrastructure: Drinking fountain, bike racks, bin stations, safety lighting.	47.48%	1,848
Total Respondents: 3,892		

Q21 What features should be included if the Torquay Caravan Park is redeveloped as Open Space? (Multiple Choice - Please choose all that apply to you)

Answered: 291 Skipped: 11

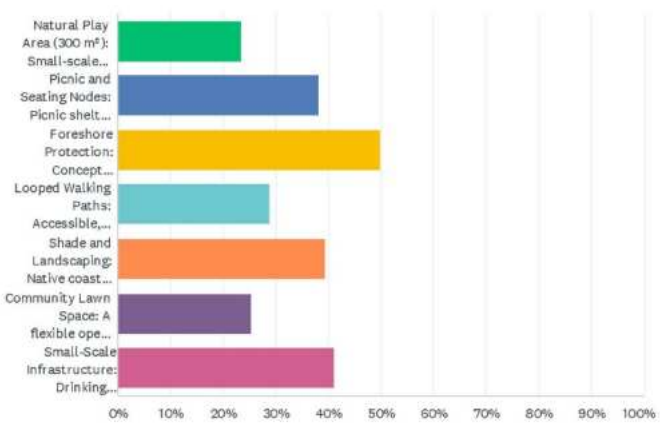

ANSWER CHOICES	RESPONSES	
Natural Play Area (300 m²): Small-scale play equipment with a focus on climbing, swinging, and imaginative play, shaded by existing or new tree canopy.	23.37%	68
Picnic and Seating Nodes: Picnic shelters with integrated tables, benches, and nearby open lawn for informal games.	38.14%	111
Foreshore Protection: Concept provides for foreshore protection.	49.83%	145
Looped Walking Paths: Accessible, safe pedestrian paths connecting to adjoining neighbourhoods, promoting walking and local exercise.	28.87%	84
Shade and Landscaping: Native coastal plant palette providing shade, biodiversity, and visual interest.	39.52%	115
Community Lawn Space: A flexible open area for picnics, casual games, or small community activities.	25.43%	74
Small-Scale Infrastructure: Drinking fountain, bike racks, bin stations, safety lighting.	41.24%	120
Total Respondents: 291		

Q22 How often would you use the space if it was redeveloped as open space?

Answered: 4,066 Skipped: 14

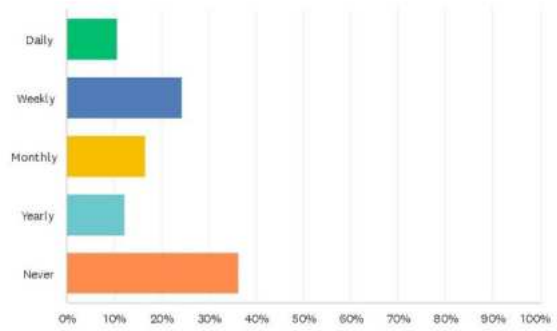

ANSWER CHOICES	RESPONSES	
Daily	10.62%	432
Weekly	24.40%	992
Monthly	16.60%	675
Yearly	12.17%	495
Never	36.20%	1,472
TOTAL		4,066

Q22 How often would you use the space if it was redeveloped as open space?

Answered: 301 Skipped: 1

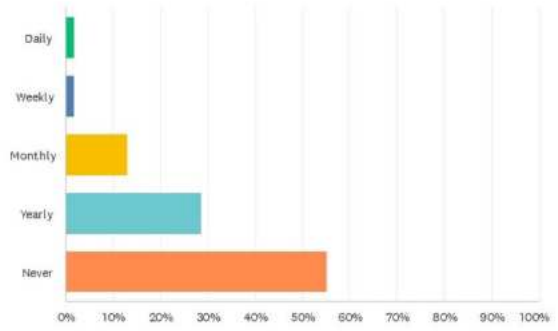

ANSWER CHOICES	RESPONSES	
Daily	1.66%	5
Weekly	1.66%	5
Monthly	12.96%	39
Yearly	28.57%	86
Never	55.15%	166
TOTAL		301

Q23 Do you have any concerns with the Open Space proposed concept?

Answered: 4,072 Skipped: 8

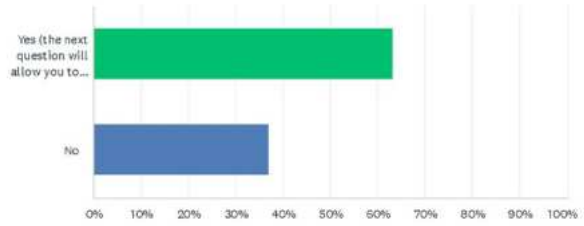

ANSWER CHOICES	RESPONSES	
Yes (the next question will allow you to provide your top three concerns)	63.14%	2,571
No	36.86%	1,501
TOTAL		4,072

Q23 Do you have any concerns with the Open Space proposed concept?

Answered: 302 Skipped: 0

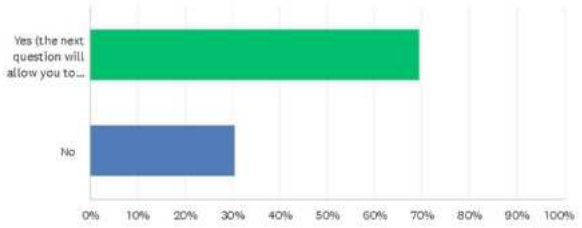

ANSWER CHOICES	RESPONSES	
Yes (the next question will allow you to provide your top three concerns)	69.54%	210
No	30.46%	92
TOTAL		302

Q24 You answered "Yes" to having concerns - Please list your top three below.

Answered: 2,568 Skipped: 1,512

ANSWER CHOICES	RESPONSES	
1	99.96%	2,567
2	87.69%	2,252
3	78.12%	2,006

Q24 You answered "Yes" to having concerns - Please list your top three below.

Answered: 209 Skipped: 93

ANSWER CHOICES	RESPONSES	
1	100.00%	209
2	86.60%	181
3	74.64%	156

Q25 How important is it that Premium Playground and Recreational Hub areas remain on the Hervey Bay Esplanade?

Answered: 4,075 Skipped: 5

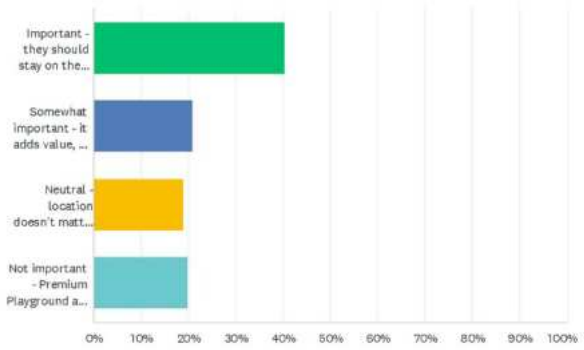

ANSWER CHOICES	RESPONSES	
Important - they should stay on the Hervey Bay Esplanade as a key part of the foreshore	40.34%	1,644
Somewhat important - it adds value, but not essential if good alternatives exist elsewhere	20.88%	851
Neutral - location doesn't matter if there are quality Premium Playground and Recreational Hubs in Hervey Bay	18.87%	769
Not important - Premium Playground and Recreational Hub areas don't need to be on the Hervey Bay Esplanade	19.90%	811
TOTAL		4,075

Q25 How important is it that Premium Playground and Recreational Hub areas remain on the Hervey Bay Esplanade?

Answered: 301 Skipped: 1

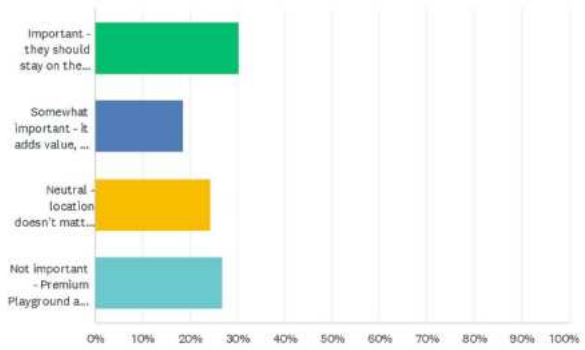

ANSWER CHOICES	RESPONSES	
Important - they should stay on the Hervey Bay Esplanade as a key part of the foreshore	30.23%	91
Somewhat important - it adds value, but not essential if good alternatives exist elsewhere	18.60%	56
Neutral - location doesn't matter if there are quality Premium Playground and Recreational Hubs in Hervey Bay	24.25%	73
Not important - Premium Playground and Recreational Hub areas don't need to be on the Hervey Bay Esplanade	26.91%	81
TOTAL		301

Q26 What features should be included if the Torquay Caravan Park is redeveloped as a Premium Playground and Recreational Hub? (Multiple Choice - Please choose all that apply to you)

Answered: 3,875 Skipped: 205

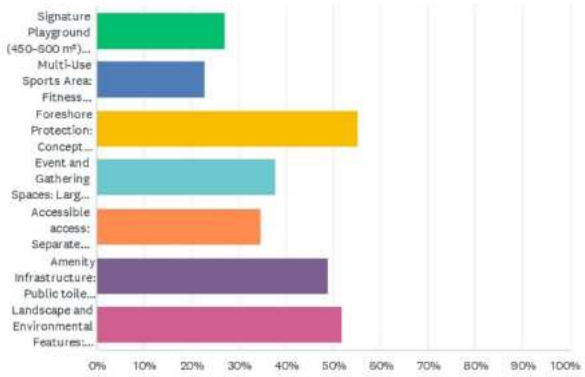

ANSWER CHOICES	RESPONSES	
Signature Playground (450–600 m²): Adventure or nature-based play elements with diverse age appeal, including climbing structures, water play, and sensory zones.	26.99%	1,046
Multi-Use Sports Area: Fitness stations, and open lawn for flexible sports or yoga.	22.71%	880
Foreshore Protection: Concept provides for foreshore protection.	55.17%	2,138
Event and Gathering Spaces: Large picnic shelters, BBQ areas, and an event lawn for markets, performances, or community events	37.78%	1,464
Accessible access: Separate walking and bike paths, and public transport access.	34.53%	1,338
Amenity Infrastructure: Public toilets, wayfinding signage, drinking fountains, bins, and safety lighting.	48.75%	1,889
Landscape and Environmental Features: Coastal native planting, shade trees, water-sensitive urban design elements, and dune or shoreline protection.	51.79%	2,007
Total Respondents: 3,875		

Q26 What features should be included if the Torquay Caravan Park is redeveloped as a Premium Playground and Recreational Hub? (Multiple Choice - Please choose all that apply to you)

Answered: 289 Skipped: 13

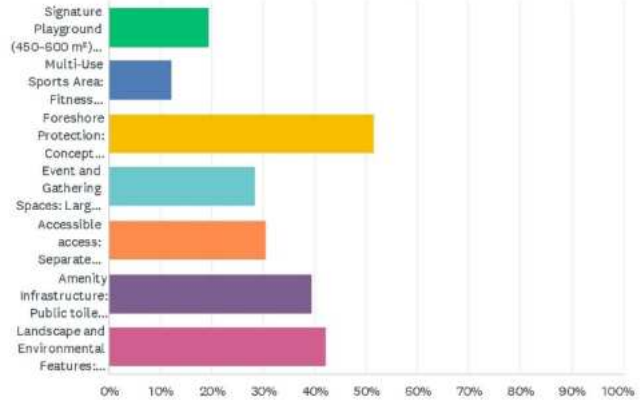

ANSWER CHOICES	RESPONSES	
Signature Playground (450–600 m²): Adventure or nature-based play elements with diverse age appeal, including climbing structures, water play, and sensory zones.	19.38%	56
Multi-Use Sports Area: Fitness stations, and open lawn for flexible sports or yoga.	12.11%	35
Foreshore Protection: Concept provides for foreshore protection.	51.56%	149
Event and Gathering Spaces: Large picnic shelters, BBQ areas, and an event lawn for markets, performances, or community events	28.37%	82
Accessible access: Separate walking and bike paths, and public transport access.	30.45%	88
Amenity Infrastructure: Public toilets, wayfinding signage, drinking fountains, bins, and safety lighting.	39.45%	114
Landscape and Environmental Features: Coastal native planting, shade trees, water-sensitive urban design elements, and dune or shoreline protection.	42.21%	122
Total Respondents: 289		

Q27 How often would you use the space if it was redeveloped as a Premium Playground and Recreational Hub?

Answered: 4,068 Skipped: 12

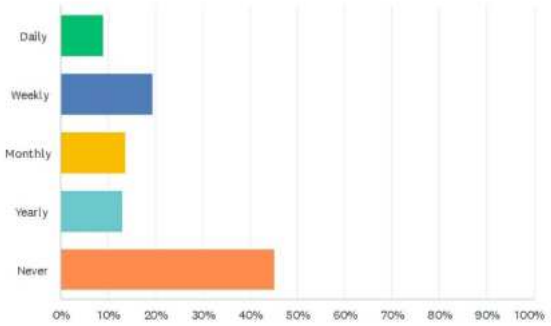

ANSWER CHOICES	RESPONSES	
Daily	9.00%	366
Weekly	19.30%	785
Monthly	13.57%	552
Yearly	12.98%	528
Never	45.16%	1,837
TOTAL		4,068

Q27 How often would you use the space if it was redeveloped as a Premium Playground and Recreational Hub?

Answered: 301 Skipped: 1

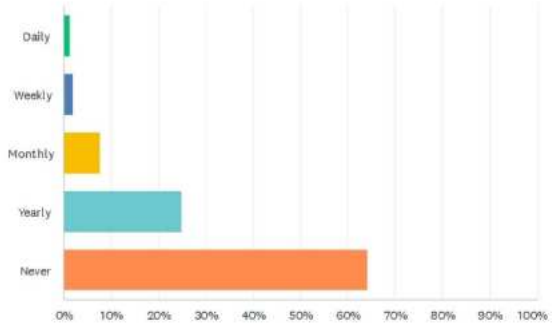

ANSWER CHOICES	RESPONSES	
Daily	1.33%	4
Weekly	1.99%	6
Monthly	7.64%	23
Yearly	24.92%	75
Never	64.12%	193
TOTAL		301

Q28 Do you have any concerns with the Premium Playground and Recreational Hub proposed concept?

Answered: 4,064 Skipped: 16

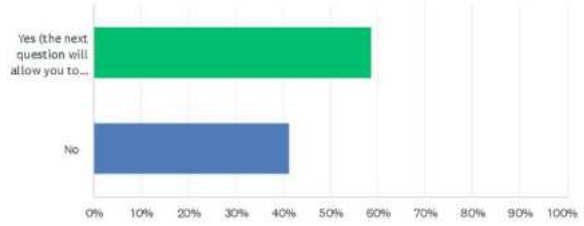

ANSWER CHOICES	RESPONSES	
Yes (the next question will allow you to provide your top three concerns)	58.71%	2,386
No	41.29%	1,678
TOTAL		4,064

Q28 Do you have any concerns with the Premium Playground and Recreational Hub proposed concept?

Answered: 302 Skipped: 0

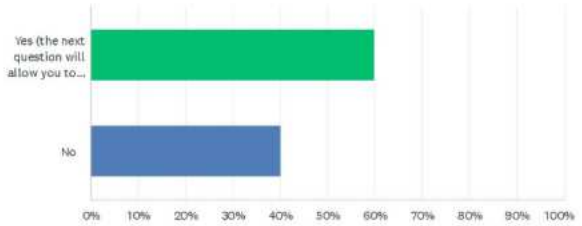

ANSWER CHOICES	RESPONSES	
Yes (the next question will allow you to provide your top three concerns)	59.93%	181
No	40.07%	121
TOTAL		302

Q29 You answered "Yes" to having concerns - Please list your top three below.

Answered: 2,318 Skipped: 1,762

ANSWER CHOICES	RESPONSES	
1	100.00%	2,318
2	81.49%	1,889
3	70.66%	1,638

Q29 You answered "Yes" to having concerns - Please list your top three below.

Answered: 178 Skipped: 124

ANSWER CHOICES	RESPONSES	
1	100.00%	178
2	78.09%	139
3	65.73%	117

Q30 Taking all things into consideration, what option for the Torquay Foreshore Site do you believe would provide the greatest benefit to the community?

Answered: 4,079 Skipped: 1

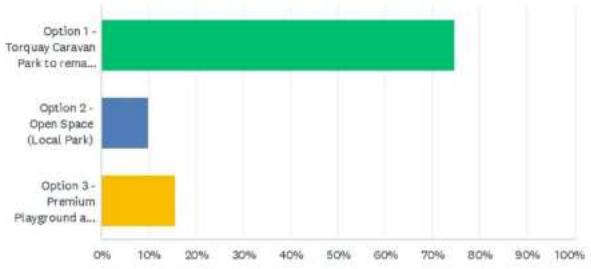

ANSWER CHOICES	RESPONSES	
Option 1 - Torquay Caravan Park to remain and be refurbished	75%	3,043
Option 2 - Open Space (Local Park)	10%	399
Option 3 - Premium Playground and Recreational Hub (District Park)	16%	637
TOTAL		4,079

Q30 Taking all things into consideration, what option for the Torquay Foreshore Site do you believe would provide the greatest benefit to the community?

Answered: 302 Skipped: 0

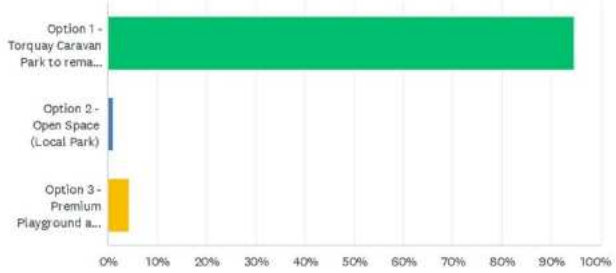

ANSWER CHOICES	RESPONSES	
Option 1 - Torquay Caravan Park to remain and be refurbished	95%	286
Option 2 - Open Space (Local Park)	1%	3
Option 3 - Premium Playground and Recreational Hub (District Park)	4%	13
TOTAL		302

Final Question Filtered by Respondents Who Provided an Email Address[CR8]

A total of 3373 responses to the survey were received where a respondent included their email address.

Q30 Taking all things into consideration, what option for the Torquay Foreshore Site do you believe would provide the greatest benefit to the community?

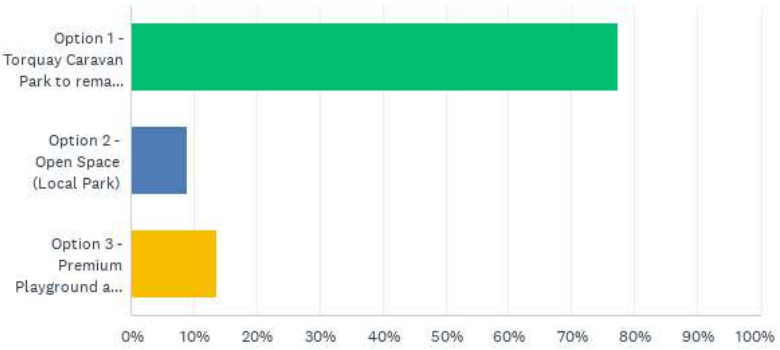

Open Comment Themes

The survey provided opportunities for respondents to provide written comments within various questions. The responses have been manually themed by Councils Engagement Team based on the content of the response. A summary of the themes is provided below, followed by the full data responses and theming.

The numerical values of comments, in relation to each theme, has been determined based on the total number of comments received to a survey question. Please note in some cases comments have been categorised under more than one theme/ category due to multiple comments within a response. Furthermore, some responses did not relate to a theme at all. Consequently, the total number of comments categorised under a theme within a question may not correspond to the total number of comments given to each question.

How are you connected to the Torquay Foreshore/ Hervey Bay Esplanade? – Option Other

Theme	Response Total
Esplanade Parkland User	104
Motorhome/Caravanning Community Member	13
Torquay Caravan Park User	52
Family/Friends are Visitors	20
Fraser Coast Community Member	87
Former Community Member	33
Visitor to Region/Hervey Bay	43
Family Located in area	22
Economic Interest/Connection/Work in Area	27
Unable to Theme	47

What features do you think should be included if the Torquay Caravan Park is refurbished? – Option Other

Theme	Response Total
Retain Caravan Park	181
Remove Caravan Park	143
Encourage Upgrade of Caravan Park and Improved Facilities	77
In line with other Caravan Parks	25
Maintain Affordability	46
Maintain Size	48
Traffic, Accessibility and Infrastructure Concerns	56
Family and Pet Friendly Feature and Service	60
Only Necessary Upgrades	72
Economic Impact	41
Increase Public Open Space/ Premium Parkland & Infrastructure	41
Environment, Foreshore and Wildlife Concerns	20
Public Safety and Security	21
Historical and Community Icon/ Significance	14
Other	76

Do you have any concerns with the Torquay Caravan Park? - Option Yes –list your top three concerns in the boxes

Theme	Response 1 Total	Response 2 Total	Response 3 Total	Total
Uknown/ Other	95	36	30	161
Retain Caravan Park/Loss of Caravan Park	241	129	167	537
Remove Caravan Park	38	67	92	197
Public Safety	80	67	50	197
Impacts Community Access to Foreshore/Community Use for Foreshore Land/No Community Benefit	171	109	75	355
Tourism Attraction/Retention/Impact	43	55	50	148
Overcrowding Caravan Park/Area	-	7	3	10
Enough Caravan Parks	44	24	18	86
Environmental Concerns	21	52	43	116
Economic Impact	56	96	67	219
Financial Impact	-	40	18	58
Supportive of Development	-	42	43	85
Upgrade of Caravan Park Facilities & Improved Features	51	79	53	183
Accommodate for Larger Vans	8	4	9	21
Negative General Comment	3	24	27	54
General Positive	3	2	-	5
Negative Visual Amenity	37	19	22	78
Affordable Accommodation	22	37	37	96
Memories	6	4	1	11
Loss of Historic Asset	17	2	3	22
Foreshore Overcrowding & Traffic Crowding Concerns	43	62	33	138
Size of Park and Lots	29	45	8	82

What features should be included if the Torquay Caravan Park is redeveloped as Open Space? - Option Other

Theme	Response Total
Uknown/ Other	83
Retain Caravan Park/Loss of Caravan Park	1009
Remove Caravan Park	5
Public Safety	16
Impacts Community Access to Foreshore/Community Use for Foreshore Land/No Community Benefit	30
Tourism Attraction/Retention/Impact	3
Enough Caravan Parks	2
Negative General Comment	18
Enough Green/Open Space	122
Upgrade of Caravan Park Facilities & Improved Features	61
Better Playground Facilities	49
Inclusive Access	11
Support Development	109
Environmental Concerns	22
Parking/Traffic Concern	17

Do you have any concerns with the Open Space proposed concept? - Yes – list your top three concerns in the boxes

Theme	Response 1 Total	Response 2 Total	Response 3 Total	Total
Uknown/ Other	101	50	103	254
Retain Caravan Park/Loss of Caravan Park	1497	861	872	3230
Remove Caravan Park	18	3	5	26
Public Safety	160	124	133	417
Impacts Community Access to Foreshore/Community Use for Foreshore Land/No Community Benefit	7	3	2	12
Tourism Attraction/Retention/Impact	119	30	23	172
Overcrowding Caravan Park/Area	2	3	3	8
Enough Caravan Parks	2	-	1	3
Negative General Comment	68	51	61	180
Enough Green Space	408	165	145	718
Upgrade Caravan Park Facilities	19	18	19	56
Better Playground/Open Space	15	5	18	38
Inclusive Access	2	3	4	9
Support Development	61	37	56	154
Environmental Concerns	33	16	29	78
Parking/Traffic Concern/Pedestrian	51	60	52	163
Cost Implications	198	157	136	491

What features should be included if the Torquay Caravan Park is redeveloped as Premium Playground and Recreational Hub? - Option Other

Theme	Response Total
Retain Caravan Park/Loss of Caravan Park	655
Remove Caravan Park	1
Economic and Financial Impacts	53
Develop and/ or Maintain the Open Space/ Premium Parkland we have	101
Maintain Size and Current Facilities (Caravan Park)	3
Traffic, Parking, Pathways & Other Infrastructure Concerns	44
Other	118
There Are Plenty of Open Space & Premium Park Infrastructure Now	154
Accessible and Family Friendly Infrastructure	40
Encourage Development of Premium Parkland/ Open Space (incl. features and infrastructure)	117
Environmental, Foreshore and Wildlife Concerns/ Protection	21
Maintain Caravan Park & Upgrade	47
Public Safety and Security	14
Premium Parkland Infrastructure not needed/ wanted	152
Historical and Community Icon/ Significance of CP	10

Do you have any concerns with the Premium Playground and Recreational Hub proposed concept? - Yes –list your top three concerns in the boxes

Theme	Response 1 Total	Response 2 Total	Response 3 Total	Total
Retain Caravan Park/ Loss of Caravan Park	512	168	267	947
Concerns with Development and Redevelopment of Site	132	119	77	328
There is plenty of Open Space & Premium Park Infrastructure now	425	252	161	838
Develop and/ or Maintain the Open Space/ Premium Parkland we have/ other locations	115	95	54	264
Economic and Financial Impacts/ Concerns	508	553	454	1515
Traffic, Parking, Pathways & Other Infrastructure Concerns	87	119	103	309
Other	159	140	218	517
Public Safety, Security, Noise and Littering	150	201	183	534
Tourism Attraction/Retention/Impact	174	205	122	501
Maintain and Upgrade Caravan Park	26	16	-	0
Historical and Community Icon/ Significance/ Identity	50	46	41	42
Encourage Development of Premium Parkland/ Open Space (incl. features and infrastructure)	26	23	-	137
Impacts Community Access to Foreshore/Community Use of Foreshore Land	34	28	14	49
Premium Parkland not needed/ wanted etc	143	40	-	76
Environmental, Foreshore and Wildlife Concerns/ Protection	17	29	24	183
Accessible and Family Friendly Infrastructure/Community Facilities	20	16	26	70

Future Steps

Council will review this report in the coming months and consider the community's feedback in its decision making regarding the future of the Torquay Foreshore site currently occupied by the Torquay Caravan Park. Council will keep the community informed.

Engagement Evaluation Overview

The following evaluation takes into consideration the engagement from 13 October – 10 November 2025.

IAP2 CORE VALUES
1. Public participation is based on the belief that those who are affected by a decision have a right to be involved in the decision-making process. This is evident through the community engagement commitments of this project and Council's overall commitment through Council's Community Engagement Policy and Framework.
2. Public participation includes the promise that the public's contribution will influence the decision. This has been displayed through the community engagement processes and activities, highlighted by the inclusion of the community's ideas and feedback in choosing the option for the site - as well as the features for each of the options.
3. Public participation promotes sustainable decisions by recognising and communicating the needs and interests of all participants, including decision makers. The needs and interests of all stakeholders were considered during the project. Analysis was also performed during the planning phase to make sure that all key stakeholders were identified. Engagement information outlined operational, financial, social and strategic contexts/ information to be transparent with the community during their decision making.
4. Public participation seeks out and facilitates the involvement of those potentially affected by or interested in a decision. This has been highlighted through the process in engaging with key stakeholders and the wider community.
5. Public participation seeks input from participants in designing how they participate. Council utilised a number of community engagement activities through the process – including (but not limited to) online engagement, hard copy surveys and stakeholder pop up sessions.
6. Public participation provides participants with the information they need to participate in a meaningful way. The community were provided with various pieces of information throughout the engagement to enable them to participate in the process in a meaningful way. For example, for the engagement the community had access to (but not limited to) the designs/ concepts, variety of information sheets, project page, posters etc in relation to information about the three options.
7. Public participation communicates to participants how their input affected the decision Through this engagement report Council has been able to show how the community's input has been an important part in the decision making for the future of the Torquay Foreshore site. It is also important to note that the intention is to communicate the findings from this process with the community once the option is chosen. This commitment will be made once Council has made their decision.

Appendices

Engagement Hub Project Page



Project Overview



Council is inviting the community to help shape the long-term future of the Torquay foreshore.

From **13 October to 10 November 2025**, the community can provide feedback on three options for the site currently occupied by the Torquay Caravan Park.

This is an important community conversation about how the site should be used and enjoyed for decades to come.

Any future investment—whether upgrading the existing caravan park, creating a new open space, or developing a larger park and recreation hub—will involve a significant financial commitment from Council.

Before any decision is made, Council wants to understand what the community values most about this space, how it is used now, and what it could become in the future.

To learn more and have your say, review the information sheets below, complete the online survey or attend one of the community pop ups.

Click on the below tiles to view the information sheets

- **Social Impact**
- **Economic Impact**
- **Financial Impact**
- **Caravan Park** Redevelopment
- **Open Space** Development
- **Premium Playground** Development



Community Pop Ups

Community Pop Ups this week - more announced as we progress through the engagement period.

No upcoming event found.

Document Library

- Open Space Parkland Detailed Concepts
- Caravan Redevelopment Detailed Concept
- Information Sheets

How can I be involved?

- Complete an online survey
- Visit a community drop-in session
- Access information on the Engagement Hub project page

Contact Information



Community Development & Engagement

(enquiries relating stakeholder sessions, surveys or issues with the engagement website)

Phone

P| 1300 79 49 29

Email

E| enquiry@frasercoast.qld.gov.au

No decision has been made. This engagement is a genuine opportunity to explore possibilities and ensure community views guide the future direction of this significant foreshore site.

Concept plans, background information, and supporting documents are available on this page to help the community make informed feedback.

Community feedback gathered through this process will be presented to Council to help inform future decision-making.

While Council recognises the strong community interest in this issue, including petitions and social media discussions, the feedback that will form the core of the consultation report will come through the official survey and in-person community sessions.

These formal channels are the most effective way to ensure community views are captured fairly, consistently and in a way that can be properly analysed.

CONTACT US

1300 794 929

PO Box 1943 Hervey Bay QLD 4655

Survey



Shaping the Torquay Foreshore - Survey
All About You

1. If you would like to be kept up to date with this consultation and Council's decision regarding the future of the Torquay foreshore - please provide your Name and Email Address below.

First name

Last Name

Email Address

* 2. **Age**

- ◯ 0-14
- ◯ 15-24
- ◯ 25-34
- ◯ 35-44
- ◯ 45-54
- ◯ 55-64
- ◯ 65-74
- ◯ 75-84
- ◯ 85+

* 3. **Gender**

- ◯ Male
- ◯ Female
- ◯ I prefer not to say

* 4. **Locality**

* 5. **How are you connected to the Torquay Foreshore/ Hervey Bay Esplanade?**
(Multi choice - Please select all that apply to you.)

- [ ] I have a business in Torquay
- [ ] I live close to the foreshore/ Hervey Bay Esplanade
- [ ] I own property on or near the foreshore/ Hervey Bay Esplanade
- [ ] I live on the Fraser Coast
- [ ] I am a visitor to the Fraser Coast
- [ ] Other (please specify)

* 6. **Do you identify as:**

- ◯ Aboriginal
- ◯ Torres Strait Islander
- ◯ None of the above

7. **Do you identify as Butchulla?**

- ◯ Yes
- ◯ No

* 8. **How do you currently use the Torquay foreshore / caravan park area?**
(Multiple choice - please select all that apply to you)

- [ ] I stay at the caravan park
- [ ] Walking, cycling, or exercising along the Hervey Bay Esplanade
- [ ] Visiting local cafes/ restaurants/ shops
- [ ] Family or community recreation (picnics, beach access, playgrounds)
- [ ] Events or gatherings
- [ ] I don't currently use the area

* 9. **How often do you use the Torquay Foreshore?**

- ◯ Daily
- ◯ Weekly
- ◯ Monthly
- ◯ Never

* 10. **What do you value most about the Torquay foreshore today?**
(Multiple Choice - Please select all that apply to you)

- ☐ Beach access and connection to the water
- ☐ Natural environment (trees, dunes, wildlife, coastal setting)
- ☐ Walking, cycling and exercise opportunities along the Esplanade
- ☐ Playgrounds, picnic areas and family-friendly spaces
- ☐ Caravan Park
- ☐ Cafes, restaurants, and local businesses along the foreshore
- ☐ Community identity and sense of place
- ☐ Open space and room to relax or gather with others
- ☐ Safety, accessibility and ease of getting around
- ☐ Peace and quiet/ escape from the busy areas

* 11. **If you stay at the Torquay Caravan Park – How often do you visit?**

- ◯ Several times a year
- ◯ Once a year
- ◯ Every few years
- ◯ Rarely/never

* 12. **Do you believe Council should provide additional parkland on the Hervey Bay Esplanade?**

- ◯ Yes
- ◯ No

* 13. **Do you believe Council should provide additional water sports facilities for community groups on the Hervey Bay Esplanade?**

- ◯ There are enough water sport facilities
- ◯ We need more facilities
- ◯ Not at the cost of other facilities

* 14. **Do you believe that there are enough Caravan Parks in Hervey Bay?**

- ◯ Yes
- ◯ No

Caravan Parks

* 15. **How important is it that caravan parks remain on the Hervey Bay Esplanade?**

- ◯ Important - they should stay on the Hervey Bay Esplanade as a key part of the foreshore
- ◯ Somewhat important - it adds value, but not essential if good alternatives exist elsewhere
- ◯ Neutral - location doesn't matter if there are quality caravan parks in Hervey Bay
- ◯ Not important - caravan parks don't need to be on the Hervey Bay Esplanade

* 16. **What features do you think should be included if the Torquay Caravan Park is refurbished?**
(Multiple Choice - Please choose all that apply to you)

- ☐ **Improved Guest Experience**: A safer, more comfortable stay with reconfigured layouts, upgraded site sizes, and better access from the Esplanade.
- ☐ **Foreshore Protection**: Caravan sites set back from the foreshore.
- ☐ **Infrastructure Renewal**: Replacement of ageing underground services, roads, pathways and facilities, bringing the park up to modern standards.
- ☐ **Designed for Modern Vans**: Sites and layouts upgraded to suit contemporary caravans and larger RVs, meeting evolving visitor needs.
- ☐ **Better Access and Movement**: Widened internal roads and traffic improvements, particularly along the Esplanade.
- ☐ **Upgraded Facilities**: New camp kitchen, modern amenities, manager's office, and BBQ shelters to enhance convenience and comfort.
- ☐ **Reduce site number:** A reduction in the number of sites from 90 to 62 sites to ensure the overall caravan park does not encroach beyond its land boundary.

Other (please specify)

* 17. **How often would you use the Torquay Caravan Park if it was refurbished?**

- ◯ Monthly
- ◯ Yearly
- ◯ Never

* 18. **Do you have any concerns with the Torquay Caravan Park?**

- ◯ Yes (the next question will allow you to provide your top three concerns)
- ◯ No

19. **You answered "Yes" to having concerns - Please list your top three below.**

1
2
3

Open Space

* 20. **How important is it that Open Space areas remain on the Hervey Bay Esplanade?**

- ◯ Important - they should stay on the Hervey Bay Esplanade as a key part of the foreshore
- ◯ Somewhat important - it adds value, but not essential if good alternatives exist elsewhere
- ◯ Neutral - location doesn't matter if there are quality open spaces in Hervey Bay
- ◯ Not important - open spaces don't need to be on the Hervey Bay Esplanade

* 21. What features should be included if the Torquay Caravan Park is redeveloped as Open Space?
(Multiple Choice - Please choose all that apply to you)

- ☐ **Natural Play Area (300 m²)**: Small-scale play equipment with a focus on climbing, swinging, and imaginative play, shaded by existing or new tree canopy.
- ☐ **Picnic and Seating Nodes**: Picnic shelters with integrated tables, benches, and nearby open lawn for informal games.
- ☐ **Foreshore Protection**: Concept provides for foreshore protection.
- ☐ **Looped Walking Paths**: Accessible, safe pedestrian paths connecting to adjoining neighbourhoods, promoting walking and local exercise.
- ☐ **Shade and Landscaping:** Native coastal plant palette providing shade, biodiversity, and visual interest.
- ☐ **Community Lawn Space**: A flexible open area for picnics, casual games, or small community activities.
- ☐ **Small-Scale Infrastructure**: Drinking fountain, bike racks, bin stations, safety lighting.

Other (please specify)

* 22. **How often would you use the space if it was redeveloped as open space?**

- ◯ Daily
- ◯ Weekly
- ◯ Monthly
- ◯ Yearly
- ◯ Never

* 23. **Do you have any concerns with the Open Space proposed concept?**

- ◯ Yes (the next question will allow you to provide your top three concerns)
- ◯ No

* 24. **You answered "Yes" to having concerns - Please list your top three below.**

1
2
3

Premium Playground and Recreational Hub

* 25. **How important is it that Premium Playground and Recreational Hub areas remain on the Hervey Bay Esplanade?**

- ◯ Important - they should stay on the Hervey Bay Esplanade as a key part of the foreshore
- ◯ Somewhat important - it adds value, but not essential if good alternatives exist elsewhere
- ◯ Neutral - location doesn't matter if there are quality Premium Playground and Recreational Hubs in Hervey Bay
- ◯ Not important - Premium Playground and Recreational Hub areas don't need to be on the Hervey Bay Esplanade

* 26. **What features should be included if the Torquay Caravan Park is redeveloped as a Premium Playground and Recreational Hub?**
(Multiple Choice - Please choose all that apply to you)

- ☐ **Signature Playground (450–600 m²)**: Adventure or nature-based play elements with diverse age appeal, including climbing structures, water play, and sensory zones.
- ☐ **Multi-Use Sports Area**: Fitness stations, and open lawn for flexible sports or yoga.
- ☐ **Foreshore Protection**: Concept provides for foreshore protection.
- ☐ **Event and Gathering Spaces:** Large picnic shelters, BBQ areas, and an event lawn for markets, performances, or community events
- ☐ **Accessible access**: Separate walking and bike paths, and public transport access.
- ☐ **Amenity Infrastructure**: Public toilets, wayfinding signage, drinking fountains, bins, and safety lighting.
- ☐ **Landscape and Environmental Features**: Coastal native planting, shade trees, water-sensitive urban design elements, and dune or shoreline protection.

Other (please specify)

* 27. **How often would you use the space if it was redeveloped as a Premium Playground and Recreational Hub?**

- ◯ Daily
- ◯ Weekly
- ◯ Monthly
- ◯ Yearly
- ◯ Never

* 28. **Do you have any concerns with the Premium Playground and Recreational Hub proposed concept?**

- ◯ Yes (the next question will allow you to provide your top three concerns)
- ◯ No

29. **You answered "Yes" to having concerns - Please list your top three below.**

1 ☐
2 ☐
3 ☐

Priorities and Future Vision

* 30. **Taking all things into consideration, what option for the Torquay Foreshore Site do you believe would provide the greatest benefit to the community?**

- ◯ Option 1 - Torquay Caravan Park to remain and be refurbished
- ◯ Option 2 - Open Space (Local Park)
- ◯ Option 3 - Premium Playground and Recreational Hub (District Park)

Information Sheets

Shaping the Torquay Foreshore

INFOSHEET – Social Impacts

Caravan Parks

Lifestyle and Amenity

Caravan parks provide affordable, flexible holiday accommodation that supports lifestyle choices for a broad range of visitors. They enable families, retirees, and tourists to enjoy longer stays in desirable locations without the high costs of hotels or rental housing. This accessibility enhances inclusivity and ensures that tourism and recreation are available to all income groups (Crompton, 2010).

Social Benefits of Low-Cost Accommodation

By offering low-cost options, caravan parks encourage greater social mixing. They create spaces where visitors can interact and share experiences. For seasonal workers and travelling families, these facilities are often an essential resource, supporting both the local economy and social wellbeing (Carlsen & Wood, 2004).

Foreshore Facilities

Caravan parks located along the foreshore enhance public use of coastal areas, providing shared access to adjacent amenities such as walking paths, picnic areas, and BBQ facilities. These spaces support social gatherings, family holidays, and intergenerational activities that contribute to stronger, healthier communities (Veal, 2018).

Community Parks

Lifestyle and Amenity

Community parks are vital for everyday wellbeing. They offer green open spaces where residents can relax, connect, and engage in physical activity. Parks contribute to liveability by improving neighbourhood appeal, fostering safe meeting places, and encouraging healthy, active lifestyles for all ages (Lee & Maheswaran, 2011).

Water-Based Activities and Facilities

Access to water-based activities is a strong social driver. Facilities for swimming, kayaking, paddle boarding, and other water sports deliver proven health and wellbeing benefits, promoting physical fitness, stress reduction, and social inclusion. Current demand for water sports facilities far exceeds supply, highlighting a need for investment (Outdoor Council of Australia, 2020).

Social and Health Benefits

Community parks with water access encourage families and young people to engage in active, outdoor recreation. This reduces social isolation, builds community pride, and supports youth engagement in positive activities. By addressing the undersupply of water sports infrastructure, communities can unlock significant long-term social and health benefits (Wolch, Byrne & Newell, 2014).

#5284384

Building better communities together.

Shaping the Torquay Foreshore

INFOSHEET – Economic Impacts

Caravan Parks

Australians undertook 15.2 million caravan and camping overnight trips in the year ending December 2024, with approximately 90% of these nights occurring in regional Australia. Commercial caravan parks accounted for 56% of trips, 62% of nights, and 70% of total expenditure (Tourism Research Australia, 2024).

In Queensland alone, 1,626,000 caravan and camping visitors contributed to 5,084 nights stayed in 2024, with an average nightly spend of $138 and a total average holiday spend of $401 (Tourism Research Australia, NVS 2024).

Based on the average overnight expenditure of $138 and 22,832 overnight stays at the Torquay Caravan Park, the estimated economic benefit is $3,150,816. This represents 0.42% of the Fraser Coast region's total overnight accommodation expenditure of approximately $747 million.

Parklands

Urban parklands generate significant economic benefits for communities. By providing accessible and attractive spaces, parks encourage higher visitation from both residents and tourists, supporting community well-being and increasing demand for local infrastructure investment (Lee & Maheswaran, 2011).

Quality parklands also enhance the attractiveness of a region. Green spaces improve liveability and are often considered by families, businesses, and visitors when choosing where to relocate or spend time. They contribute to place identity, tourism appeal, and a positive image of the community as sustainable and welcoming (Wolch, Byrne & Newell, 2014).

Importantly, increased use of parks flows directly to local businesses. Visitors are more likely to extend their stay, dine in local cafés, or shop nearby, creating a multiplier effect that supports small business viability and broader economic growth (Crompton, 2010). Investment in parklands is therefore not only a social asset but also a driver of economic prosperity.

A study by Urbis showed that from a sample of almost 500 resales of park fronting properties showed that average capital growth was 0.7 percentage points greater than the local surrounding market. In some cases, the average capital growth reached up to 16% p.a. based on the 9 case study parks in Australia. (Urbis 2024)

#5270988

Building better communities together.

Shaping the Torquay Foreshore

INFOSHEET – Financial Impact

The following provides a summary of the yearly financial impact of each of the three options for the Torquay Foreshore.

Refurbished Caravan Park ($)	Open Space ($)	Premium Playground ($)
$8,200,120 Capital Cost	**$5,114,184** Capital Cost	**$16,329,195** Capital Cost
$+193,681 Yearly Benefit to Council	**$-460,730** Yearly Cost to Council	**$-1,590,569** Yearly Cost to Council

Assumptions

The yearly costs include all costs associated with the operation and maintenance of the three options including interest and depreciation.

Revenue for the redevelopment of the Torquay Caravan Park is based on achieving the same revenue on fewer sites.

For consistency, loan funding of each option has been included.

Extra income that other Council caravan parks may earn from the Torquay Park closure is not included in these figures.

These figures don't include any extra rates income from possible increases in nearby property values due to the new parkland proposals.

Shaping the Torquay Foreshore

INFOSHEET – Caravan Park Redevelopment

The redevelopment of the Torquay Caravan Park would see an improved park that meets the needs of visitors and the community with current infrastructure ageing and no longer suited to modern caravans and RVs, which has created the need for renewal. This information sheet outlines the key design elements being considered, along with the financial implications and budget requirements, to help the community understand key information regarding the redevelopment option.

Key Design Elements

- **Improved Guest Experience:** A safer, more comfortable stay with reconfigured layouts, upgraded site sizes, and better access from the Esplanade.
- **Foreshore Protection:** Caravan sites set back from the foreshore.
- **Infrastructure Renewal:** Replacement of ageing underground services, roads, pathways and facilities, bringing the park up to modern standards.
- **Designed for Modern Vans:** Sites and layouts upgraded to suit contemporary caravans and larger RVs, meeting evolving visitor needs.
- **Better Access and Movement:** Widened internal roads and traffic improvements, particularly along the Esplanade.
- **Upgraded Facilities:** New camp kitchen, modern amenities, manager's office, and BBQ shelters to enhance convenience and comfort.
- **Reduce site number:** A reduction in the number of sites from 90 to 62 sites to ensure the overall caravan park does not encroach beyond its land boundary.

Costings

The **total estimated costs** for the refurbishment of the Torquay Caravan parks are **$8,200,120** as per the concept design.

The Proposal

Click on the following links to view the concept design and images.

- https://frasercoast.engagementhub.com.au/projects/download/22137/ProjectDocument
- https://frasercoast.engagementhub.com.au/projects/download/22170/ProjectDocument

Please refer to the land tenure information sheet for further information on the land parcel.

#5264543

Building better communities together.

Shaping the Torquay Foreshore

INFOSHEET –Open Space

An open space parkland would create green, accessible areas for recreation, relaxation, and connection while enhancing the foreshore as a community asset. This information sheet outlines the key design elements, financial implications, and budget considerations to help the community understand what developing an open space parkland could mean for Torquay.

Key Design Elements

- **Natural Play Area (300 m²):** Small-scale play equipment with a focus on climbing, swinging, and imaginative play, shaded by existing or new tree canopy.
- **Picnic and Seating Nodes:** Picnic shelters with integrated tables, benches, and nearby open lawn for informal games.
- **Foreshore Protection:** Concept provides for foreshore protection.
- **Looped Walking Paths:** Accessible, safe pedestrian paths connecting to adjoining neighbourhoods, promoting walking and local exercise.
- **Shade and Landscaping:** Native coastal plant palette providing shade, biodiversity, and visual interest.
- **Community Lawn Space:** A flexible open area for picnics, casual games, or small community activities.
- **Small-Scale Infrastructure:** Drinking fountain, bike racks, bin stations, safety lighting.

Costings

The **total estimated costs** for the development of a natural open space at this site is **$5,114,184** as per the concept design.

The Proposal

Click on the following link to view the concept design and images.
https://frasercoast.engagementhub.com.au/projects/download/22135/ProjectDocument

Shaping the Torquay Foreshore

INFO SHEET –Premium Playground and Recreational Hub

A premium playground and recreational hub would deliver a district-level recreation park with large-scale play spaces, recreation areas, and facilities for community events, attracting visitors from across the Fraser Coast. This information sheet outlines the key design elements, financial implications, and budget considerations to help the community understand what a premium playground and recreational hub could mean for the future of Torquay.

Key Design Elements

- **Signature Playground (450–600 m²):** Adventure or nature-based play elements with diverse age appeal, including climbing structures, water play, and sensory zones.
- **Multi-Use Sports Area:** Fitness stations, and open lawn for flexible sports or yoga.
- **Foreshore Protection:** Concept provides for foreshore protection.
- **Event and Gathering Spaces:** Large picnic shelters, BBQ areas, and an event lawn for markets, performances, or community events.
- **Accessible access:** Separate walking and bike paths, and public transport access.
- Amenity Infrastructure: Public toilets, wayfinding signage, drinking fountains, bins, and safety lighting.
- **Landscape and Environmental Features: Coastal** native planting, shade trees, water-sensitive urban design elements, and dune or shoreline protection.

Costings

The **total estimated costs** for the development of a premium Playground and Recreational Hub at this site is **$16,329,195** as per the concept design.

The Proposal

Click on the following link to view the concept design and images.
https://frasercoast.engagementhub.com.au/projects/download/22135/ProjectDocument

Shaping the Torquay Foreshore

INFOSHEET – LAND TENURE (Torquay Beachfront Tourist Park Site)

Site Map (Aerial)



*Approximate land boundary

Land Size & Tenure

The current site of the Torquay Caravan Park is 1.2 hectares (12,000 m2) and has a capacity of approximately 90 camping sites and is currently built beyond its land boundary.

The site is owned by the Queensland Government with Council being the designated trustee of the land. The land reserve purpose for the caravan park site is "camping place".

Native Title

The land sits within the boundary of the Butchulla Land and Sea Claim #2 as **non-exclusive use** which was determined on 13 December 2019. Accordingly, a change of land purpose from 'camping place', will require native title to be addressed.

Shaping the Torquay Foreshore

INFOSHEET – Current Operations (Torquay Beachfront Tourist Park)

Background Information

The site located at 433 Esplanade, Torquay QLD 4655, property & land number 101550, Lot plan 109MCH4290 currently houses the Torquay Beachfront Tourist Park and is located in division 10 of the Fraser Coast Regional Council.

The Park Grounds

The caravan park has a current capacity of 88 sites and is 1.2 hectares (12,000 m2)



Park Operations and Use

- The site has an annual average occupancy rate of 69%
- Council has engaged a management company who undertake day to day operations and management of the caravan park. The management company is paid a monthly fee, with Council retaining all income.
- The operation arrangement has a five-year term that expires in 2029.

Statistics

- Overnight stays – 22,832
- Origin of visitors – 65% Queensland and 35% interstate
- Number of visitors - 43,845 adults, 4027 children
- Yearly Profit - $691,341.00

Figures based on a 12 month period

Site Infrastructure Lifespan

The current ageing infrastructure and services need to be renewed or replaced.

#5263828

Building better communities together.

Shaping the Torquay Foreshore

INFOSHEET – Caravan Parks

Background Information

The Fraser Coast region is home to range of caravan and camping options for visitors and locals alike. The Fraser Coast Regional Council owns and operates four beachfront tourist parks:

- Burrum Heads Caravan Park
- Torquay Caravan Park
- Scarness Caravan Park
- Pialba Caravan Park



Alongside the Council owned caravan parks, there are a number of commercially operated parks in Hervey Bay including but not limited to the following:

- Discovery Park - 500m
- Tasman, Torquay Palms - 600m
- Shelly Beach Caravan Park - 800m
- Ingenia Holidays - 1km
- Fraser Coast Holiday Park – 1.5km
- Tasman, Fraser Coast - 1.8km
- Hervey Bay Caravan Park - 2.8km
- Windmill Caravan Park- 2.8km
- Pier Caravan Park - 3.2km
- Tasman, Hervey Bay - 3.3km
- Magnolia Village - 3.9km
- The Bay Caravan Park – 4.6km
- Harbour View Caravan Park – 4.9km
- Big 4 Point Vernon - 7.3 km
- Sunlodge Caravan Park – 10.9km

Occupancy Rates

What counts as "good" occupancy? Industry benchmarking drawn from de-identified property management system (PMS) data across Australian parks shows typical annual averages for powered sites: 50% occupancy nationally (Q2–2024); state averages 45–61% (Caravan Industry Association of Australia & State Associations, 2024).

In comparison to the industry benchmarks, The Torquay Caravan Park occupancy rate over a 12-month period is 69%.

How many caravans parks a community should have

There are no Australian standard or set ratios for determining how many caravans parks a town should have. (tourism vs long-stay) a case-by-case basis assessing current demand, location and planning factors are used to determine if a caravan park as a business can be successful and is warranted. (Western Australian Planning Commission, 2014; NSW Department of Planning, 2021–2023).

Concept Designs and Plans

https://frasercoast.engagementhub.com.au/projects/download/22170/ProjectDocument

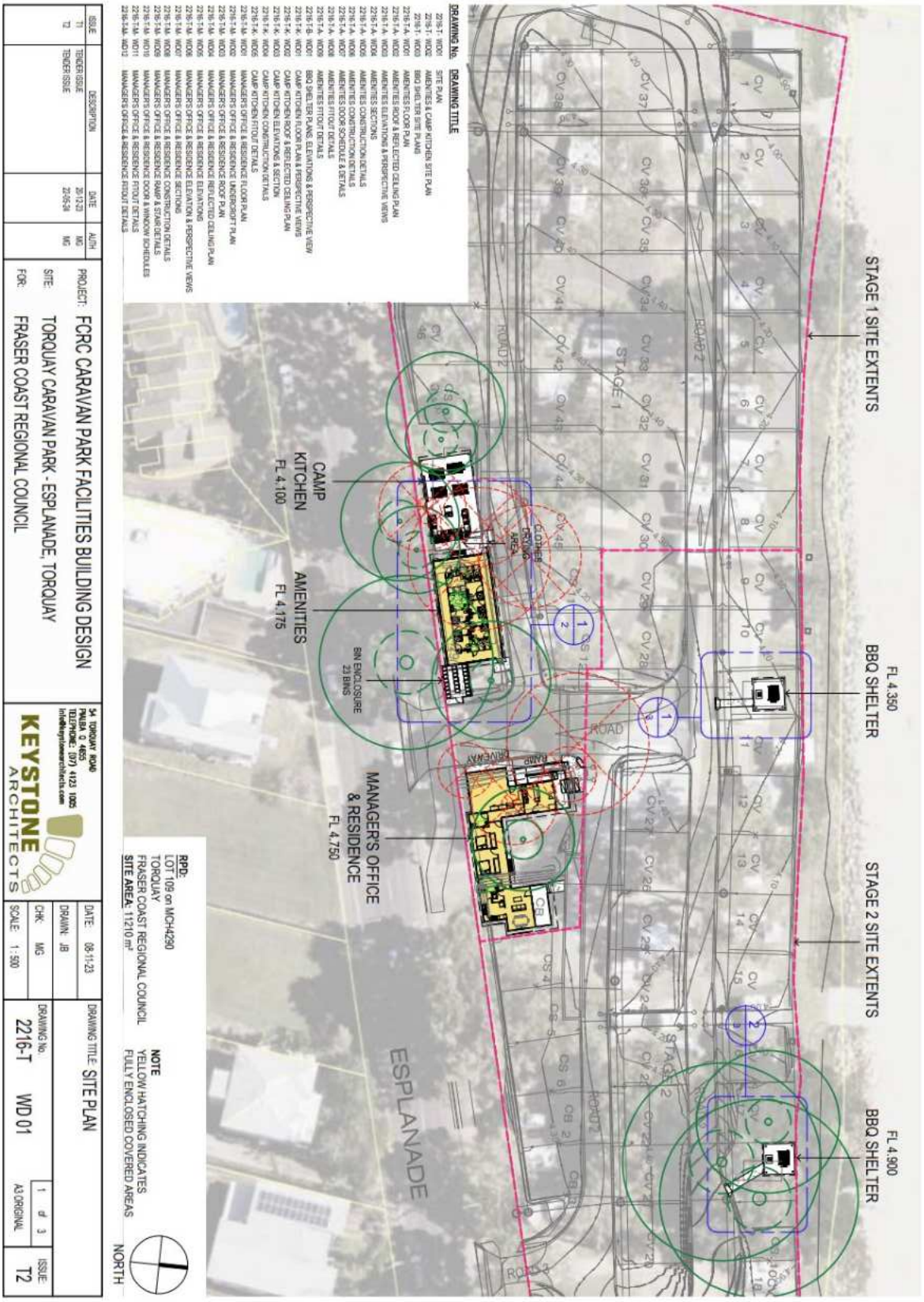

https://frasercoast.engagementhub.au/projects/download/22137/ProjectDocument



https://frasercoast.engagementhub.com.au/projects/download/22135/ProjectDocument



OPTION 1 - Open Space

LEGEND

1. Shared Mobility Path
2. Existing Bus Stop to Retain
3. 3.0m wide shared path
4. Jetty over existing SW
5. Existing trees to remain
6. Shaded nature play
7. Shelter with BBQ and picnic tables
8. Beach access
9. 3.0m wide connection path
10. Raised pedestrian crossing
11. Existing onstreet car parking to be retained
12. Flexible open lawn
13. Viewing area with shelter
14. New proposed trees
15. Hervey Bay Sea Scout Group
16. Existing trees to be retained

OPTION 2 - Premium Playground and Recreational Hub



LEGEND

1. Mobility Path
2. Existing Bus Stop to Retain
3. 3.0m wide shared path
4. Circular event stage and access to beach
5. Event lawn and amphitheatre
6. Amenities
7. Shelter with BBQ and picnic tables
8. Adventure Play
9. Nature Play
10. Zero Depth Water Play
11. Fitness nodes
12. Raised pedestrian crossing
13. Native gardens
14. Existing trees to be retained
15. Bike parking / Charging Stations
16. Exercise Lawn / Clubs breakout space
17. Flexible Open Lawn
18. Proposed 800m2 Recreation Club House
19. Hervey Bay Sea Scout Group
20. New proposed trees
21. Proposed relocated existing Fig trees
22. Proposed vehicle access to Recreation Club House and Mobile catering van
23. Existing removed trees
24. Ramp for small craft

Poster / Corflute

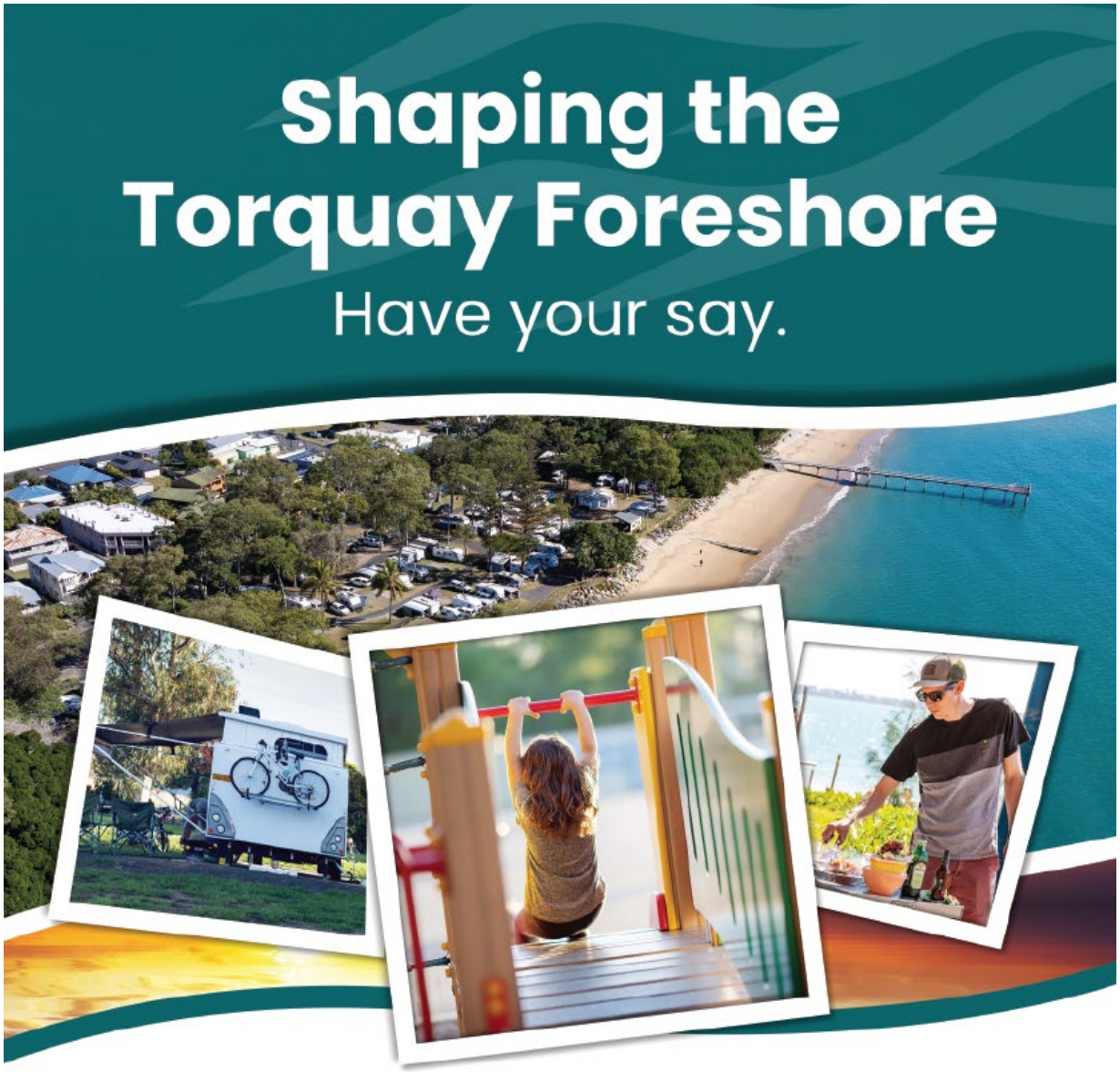

Post Card



Have your say on the future of the Torquay foreshore.

Fraser Coast Regional Council is seeking community feedback on three options for the site currently occupied by the Torquay Beachfront Tourist Park:

- Maintain and upgrade the existing caravan park
- Create a new open space
- Develop a larger park with play spaces, gathering areas and event facilities for the wider community

No decision has been made. This consultation is about understanding community views before any future direction is finalised.

Visit Council's Engagement Hub to explore the options and share your feedback through the online survey or at a community session.

Consultation period: 7 October - 3 November 2025

Fraser Coast REGIONAL COUNCIL

SCAN FOR SURVEY
bit.ly/Torquay4S

Social Media

Fraser Coast Regional Council
13 October at 08:44 ·

The future of the Torquay foreshore is up for discussion - and now's your chance to have your say.

Before any decision is made, Council wants to understand what the community values most about this space, how it is used now, and what it could become in the future.

To ensure your views are included in Council's decision-making, it's essential to complete the survey or attend a community session. While petitions and social media comments demonstrate strong community interest, the feedback that will form the core of the consultation report will come through the official survey and community sessions.

Council rarely turns off comments on posts, but we've done so here to emphasise that feedback needs to be provided through the official engagement process.

Three options are being considered for the site currently occupied by the Torquay Beachfront Tourist Park:
- Maintain and upgrade the caravan park
- Create a new open space
- Develop a larger park and playground with recreation areas and event facilities for the wider community

Explore the options and have your say now: https://frasercoast.engagementhub.com.au/torquay-foreshore

No decision has been made. This consultation is all about understanding informed community views before any direction is finalised.

Engagement is open from 13 October to 10 November 2025.



181 151 shares

Fraser Coast Regional Council is in **Hervey Bay**.
22 October at 13:11 ·

Have you had your say yet on the Future of the Torquay Foreshore?

The community are sharing their thoughts about the future of the Torquay foreshore - make sure your voice is included too!

Explore the options and complete the survey:
https://frasercoast.engagementhub.com.au/torquay-foreshore

Before any decision is made, Council wants to understand what the community values most about this space, how it's used now, and what it could become in the future. This consultation is about understanding informed community views before any direction is finalised.

Engagement is open until 10 November 2025.

Council rarely turns off comments on posts, but we've done so here to emphasise that feedback needs to be provided through the official engagement process. Please complete the survey to share your views.

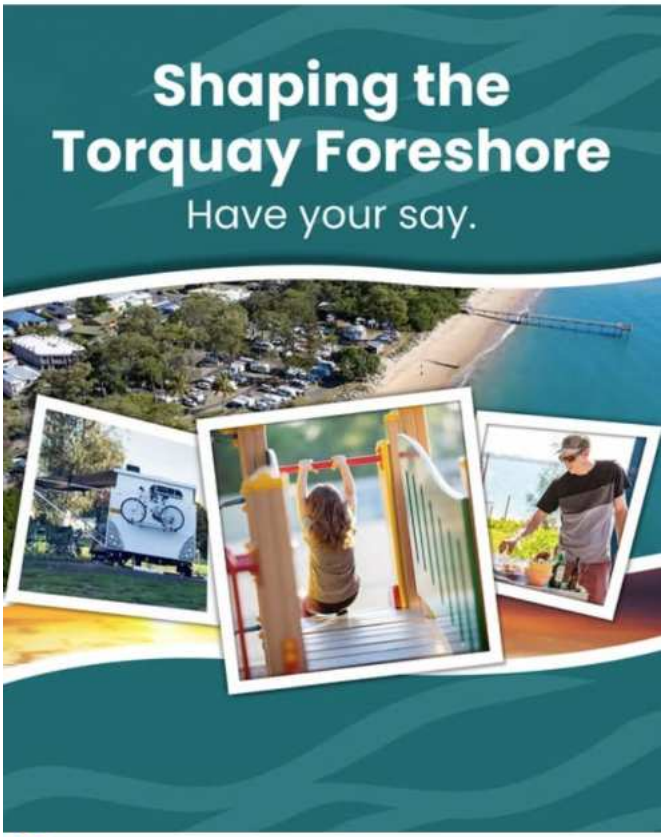

14

Fraser Coast Regional Council
4d ·

What should the future of Torquay Foreshore look like?

This is your chance to shape how this space will be used for decades to come.

Visit the Engagement Hub to explore the concept plans, read the info sheets and complete the survey
https://frasercoast.engagementhub.com.au/torquay-foreshore

Three options are being considered for the site currently occupied by the Torquay Beachfront Tourist Park:
✓ Maintain and upgrade the caravan park
✓ Create a new open space
✓ Develop a larger park and playground with recreation areas and event facilities for the wider community

Council rarely turns off comments on this post to ensure feedback is captured via the official engagement process- so please jump online and have your say in the survey today.



16 1 share

Media Release

MEDIA RELEASE

13 October 2025

Have your say on the future of the Torquay foreshore

Fraser Coast Regional Council is inviting the community to have their say on the long-term future of the Torquay foreshore.

From today (13 October) until 10 November, residents can provide feedback on three options for the site currently occupied by the Torquay Beachfront Tourist Park:

- Maintain and upgrade the existing caravan park
- Create a new open space
- Develop a larger park and playground with recreation areas and event facilities for the wider community

Council CEO Ken Diehm said now was the time for the community to help shape how the foreshore will be used and enjoyed for decades to come.

"This is an important site on the Hervey Bay foreshore, and Council wants to ensure any future decision is guided by informed community views," Mr Diehm said.

"No decision has been made. This is a genuine opportunity to explore the possibilities and understand what the community values most.

"While Council recognises the strong community interest in this issue, including petitions and social media discussions, the feedback that will form the core of the consultation report will come through the official survey and in-person community sessions.

"These formal channels are the most effective way to ensure community views are captured fairly, consistently and in a way that can be properly analysed."

Concept layout plans have been developed for the open space and recreational hub options and are available to view on Council's **Fraser Coast Engagement Hub website**, along with detailed information on each of the three options and a link to the survey.

Community feedback gathered through this process will be compiled and presented to Council to help inform future decision-making.

To learn more and have your say, visit https://frasercoast.engagementhub.com.au/torquay-foreshore

ENDS